

RP03222

Leader in Biomolecular Solutions for Life Science



Recombinant Human GP1BA/CD42b Protein

Catalog No.: RP03222 **Recombinant**

Sequence Information

Species	Gene ID	Swiss Prot
HEK293 cells	2811	P07359

Tags

C-His

Synonyms

GP-Ib alpha; GPIb-alpha; GPIbA;
GP1BA; BDPLT1; BDPLT3; BSS; CD42B;
CD42b-alpha; DBPLT3; GP1B; VWDP;
BP1BA; MGC34595

Product Information

Source	Purification
HEK293 cells	≥ 95 % as determined by SDS-PAGE. ≥ 95 % as determined by HPLC.

Endotoxin

< 1 EU/μg of the protein by LAL method.

Formulation

Lyophilized from a 0.22 μm filtered solution of PBS, pH 7.4. Contact us for customized product form or formulation.

Reconstitution

Centrifuge the vial before opening. Reconstitute to a concentration of 0.1-0.5 mg/mL in sterile distilled water. Avoid vortex or vigorously pipetting the protein. For long term storage, it is recommended to add a carrier protein or stabilizer (e.g. 0.1% BSA, 5% HSA, 10% FBS or 5% Trehalose), and aliquot the reconstituted protein solution to minimize free-thaw cycles.

Contact



www.abclonal.com

Background

Absence of the CD42 complex leads to the Bernard-Soulier syndrome (BSS), which is a bleeding disorder characterized by thrombocytopenia and giant platelets. So far, mutations have been found in the genes encoding CD42a, CD42b and CD42c in patients with BSS**.

Basic Information

Description

Recombinant Human GP1BA/CD42b Protein is produced by HEK293 cells expression system. The target protein is expressed with sequence (His17-Leu531) of Human GP1BA/CD42b (Accession #NP_000164.5) fused with a 6×His tag at the C-terminus.

Bio-Activity

Immobilized Human CD42b, His Tag at 0.5μg/ml (100μl/well) on the plate. Dose response curve for Anti-CD42b Antibody, hFc Tag with the EC50 of 4.0ng/ml determined by ELISA.

Shipping

The product is shipped at ambient temperature. Upon receipt, store it immediately at the temperature recommended below.

Operational Notes

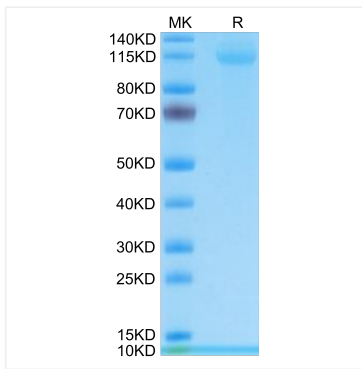
For your safety and health, please wear a lab coat and disposable gloves for handling.

Storage

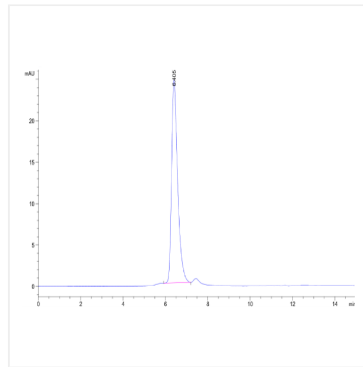
Store at -20°C. Store the lyophilized protein at -20°C to -80 °C up to 1 year from the date of receipt. After reconstitution, the protein solution is stable at -20°C for 3 months, at 2-8°C for up to 1 week. Avoid repeated freeze/thaw cycles.

* For your safety and health, please wear a lab coat and disposable gloves when handling.

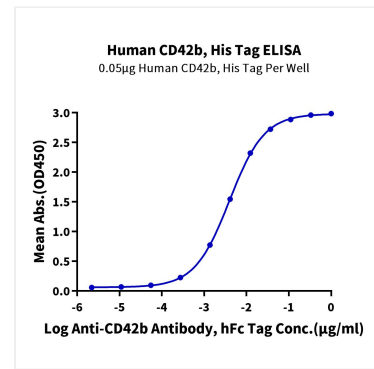
Validation Data



Recombinant Human GP1BA/CD42b Protein was determined by SDS-PAGE under reducing conditions with Coomassie Blue.



The purity of Human CD42b is greater than 95% as determined by SEC-HPLC.



Immobilized Human CD42b, His Tag at 0.5µg/ml (100µl/well) on the plate. Dose response curve for Anti-CD42b Antibody, hFc Tag with the EC50 of 4.0ng/ml determined by ELISA.