

RP02690

Leader in Biomolecular Solutions for Life Science



Recombinant Cynomolgus GARP&Latent TGF beta 1 Complex Protein

Catalog No.: RP02690 **Recombinant**

Sequence Information

Species	Gene ID	Swiss Prot
HEK293 cells		A0A2K5X2X9(GARP)&A0A2K5TJB2(Latent TGF beta 1)

Tags

C-His&Avi

Synonyms

LRRC32; GARP; LAP; TGF-beta-1;
LRRC32&TGF-beta 1; LRRC32&TGFB1

Product Information

Source	Purification
HEK293 cells	> 95% as determined by Tris-Bis PAGE ; > 95% as determined by HPLC

Endotoxin

Less than 1EU per µg by the LAL method.

Formulation

Reconstitution

Centrifuge the tube before opening. Reconstitute to a concentration of 0.1-0.5 mg/mL in sterile distilled water. Avoid vortex or vigorously pipetting the protein. For long term storage, it is recommended to add a carrier protein or stabilizer (e.g. 0.1% BSA, 5% HSA, 10% FBS or 5% Trehalose), and aliquot the reconstituted protein solution to minimize free-thaw cycles.

Background

GARP&Latent TGF Beta is a complex found on surface of many types of cells. In Tregs, GARP is involved in TCR-mediated activation of Latent TGF-β and thus promoting secretion and activation of TGF-β. Integrin αvβ8 on the surface of immune cells and other cells recognizes RGD in LAP, resulting in the release of mature TGF-β from the TGF-β&GARP complex.

Basic Information

Description

Recombinant Cynomolgus GARP&Latent TGF beta 1 Complex Protein is expressed from Expi293 with His tag and Avi tag at the C-terminal. ; It contains Ala18-Leu628(GARP)&Leu30-Ser390(Latent TGF beta 1).

Bio-Activity

Storage

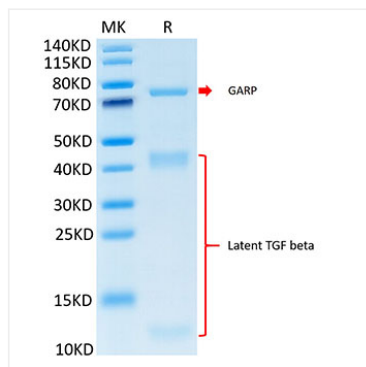
Store at -20°C. Store the lyophilized protein at -20°C to -80 °C up to 1 year from the date of receipt. After reconstitution, the protein solution is stable at -20°C for 3 months, at 2-8°C for up to 1 week. Avoid repeated freeze/thaw cycles.

Contact

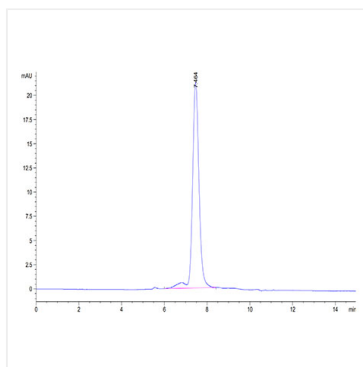


www.abclonal.com

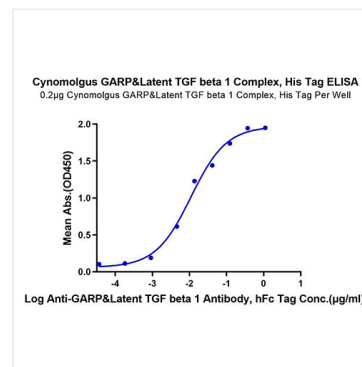
Validation Data



Cynomolgus GARP&Latent TGF beta 1 Complex on Tris-Bis PAGE under reduced condition. The purity is greater than 95%.



The purity of Cynomolgus GARP&Latent TGF beta 1 Complex is greater than 95% as determined by SEC-HPLC.



Immobilized Cynomolgus GARP&Latent TGF beta 1 Complex, His Tag at 2µg/ml (100µl/Well) on the plate. Dose response curve for Anti-GARP&Latent TGF Beta 1 Antibody, hFc Tag with the EC₅₀ of 11.0ng/ml determined by ELISA.