

RP02654

Leader in Biomolecular Solutions for Life Science



Recombinant Human IL-15RA&IL-15 Protein

Catalog No.: RP02654 **Recombinant**

Sequence Information

Species	Gene ID	Swiss Prot
HEK293 cells	3601&3600	Q13261-1(IL-15RA)&P40933-1(IL-15)

Tags

C-His

Synonyms

IL-15 R
alpha ; CD215 ; IL15RA ; IL-15RA ; IL-15R-
alpha1 ; Interleukin-15 ; IL-15 ; IL15

Product Information

Source	Purification
HEK293 cells	≥ 95 % as determined by Tris-Bis PAGE; ≥ 95 % as determined by HPLC.

Endotoxin

< 1 EU/μg of the protein by LAL method.

Formulation

Reconstitution

Centrifuge the tube before opening. Reconstitute to a concentration of 0.1-0.5 mg/mL in sterile distilled water. Avoid vortex or vigorously pipetting the protein. For long term storage, it is recommended to add a carrier protein or stabilizer (e.g. 0.1% BSA, 5% HSA, 10% FBS or 5% Trehalose), and aliquot the reconstituted protein solution to minimize free-thaw cycles.

Contact



www.abclonal.com

Background

Interleukin-15 receptor alpha (IL-15R alpha) is a high affinity IL-15 binding protein that is crucial for mediating IL-15 functions such as memory CD8 T cell proliferation and NK, NK/T cell, and intestinal intraepithelial lymphocyte development.

Basic Information

Description

Recombinant Human IL-15RA&IL-15 Protein is expressed from Expi293 with His tag at the C-terminal. ; It contains Ile31-Ser108(IL-15RA)&Asn49-Ser162(IL-15).

Bio-Activity

Shipping

The product is shipped at ambient temperature. Upon receipt, store it immediately at the temperature recommended below.

Operational Notes

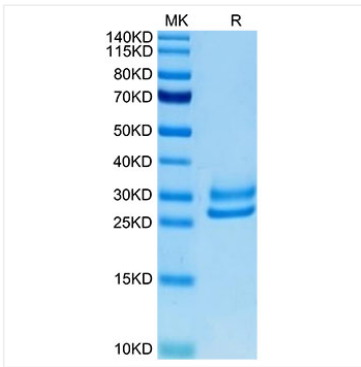
For your safety and health, please wear a lab coat and disposable gloves for handling.

Storage

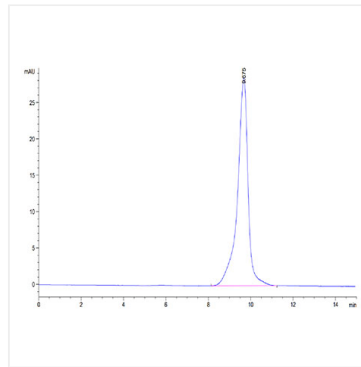
Store at -20°C. Store the lyophilized protein at -20°C to -80 °C up to 1 year from the date of receipt. After reconstitution, the protein solution is stable at -20°C for 3 months, at 2-8°C for up to 1 week. Avoid repeated freeze/thaw cycles.

* For your safety and health, please wear a lab coat and disposable gloves when handling.

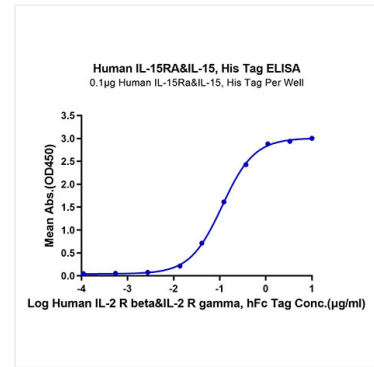
Validation Data



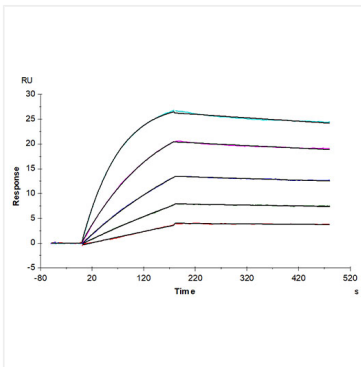
Recombinant Human IL-15RA&IL-15 Protein was determined by Tris-Bis PAGE under reducing conditions.



The purity of Human IL-15RA&IL-15 is greater than 95% as determined by SEC-HPLC.



Immobilized Human IL-15RA&IL-15, His Tag at 1µg/ml (100µl/well) on the plate. Dose response curve for Human IL-2 R beta&IL-2 R gamma, hFc Tag with the EC₅₀ of 0.11µg/ml determined by ELISA.



Human IL-2 R beta&IL-2 R gamma, hFc Tag captured on CM5 Chip via Protein A can bind Human IL-15RA&IL-15, His Tag with an affinity constant of 0.084 nM as determined in SPR assay (Biacore T200).