

RP02646

Leader in Biomolecular Solutions for Life Science



Recombinant Cynomolgus B7-H6/NCR3LG1 Protein

Catalog No.: RP02646 **Recombinant**

Sequence Information

Species	Gene ID	Swiss Prot
HEK293 cells	102121659	XP_005578557.1

Tags

C-His

Synonyms

B7H6; B7-H6; DKFZp686I21167; DKFZp686O24166; NCR3LG1; B7 Homolog 6

Product Information

Source	Purification
HEK293 cells	≥ 95 % as determined by Tris-Bis PAGE; ≥ 95 % as determined by HPLC.

Endotoxin

< 1 EU/μg of the protein by LAL method.

Formulation

Reconstitution

Centrifuge the tube before opening. Reconstitute to a concentration of 0.1-0.5 mg/mL in sterile distilled water. Avoid vortex or vigorously pipetting the protein. For long term storage, it is recommended to add a carrier protein or stabilizer (e.g. 0.1% BSA, 5% HSA, 10% FBS or 5% Trehalose), and aliquot the reconstituted protein solution to minimize free-thaw cycles.

Contact



www.abclonal.com

Background

B7-H6 is a glycosylated member of the B7 family of immune co-stimulatory proteins. which is a ligand for the NK cell activating receptor NKp30, was targeted to create a CAR that targets multiple tumor types. B7H6 is expressed on various primary human tumors, including leukemia, lymphoma and gastrointestinal stromal tumors, but it is not constitutively expressed on normal tissues.

Basic Information

Description

Recombinant Cynomolgus B7-H6/NCR3LG1 Protein is expressed from Expi293 with His tag at the C-terminal. ; It contains Asp25-Asp259.

Bio-Activity

Shipping

The product is shipped at ambient temperature. Upon receipt, store it immediately at the temperature recommended below.

Operational Notes

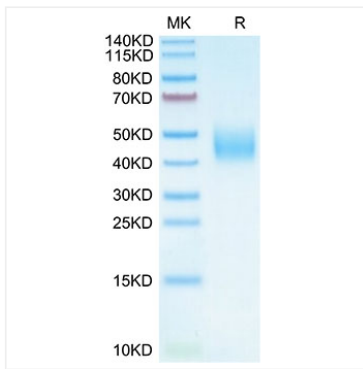
For your safety and health, please wear a lab coat and disposable gloves for handling.

Storage

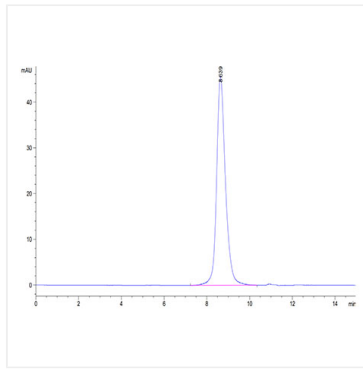
Store at -20°C. Store the lyophilized protein at -20°C to -80 °C up to 1 year from the date of receipt. After reconstitution, the protein solution is stable at -20°C for 3 months, at 2-8°C for up to 1 week. Avoid repeated freeze/thaw cycles.

* For your safety and health, please wear a lab coat and disposable gloves when handling.

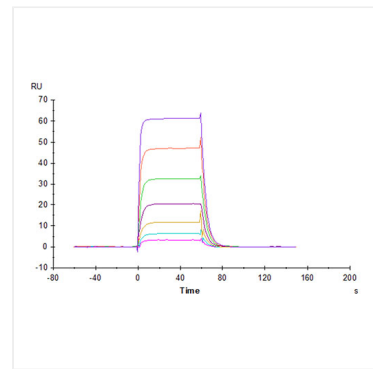
Validation Data



Recombinant Cynomolgus B7-H6/NCR3LG1 Protein was determined by Tris-Bis PAGE under reducing conditions.



The purity of Cynomolgus B7-H6 is greater than 95% as determined by SEC-HPLC.



Human NKp30, hFc Tag captured on CM5 Chip via Protein A can bind Cynomolgus B7-H6, His Tag with an affinity constant of $0.662 \mu\text{M}$ as determined in SPR assay (Biacore T200).