

RP02645

Leader in Biomolecular Solutions for Life Science



Recombinant Cynomolgus Guanylyl cyclase C/GUCY2C Protein

Catalog No.: RP02645 **Recombinant**

Sequence Information

Species	Gene ID	Swiss Prot
HEK293 cells	102130850	XP_005570270.1

Tags

C-His

Synonyms

Guanylyl cyclase C; GC-C; STAR; GUCY2C; GUC2C; STA receptor; DIAR6; EC 4.6.1; GCC; GUC2CEC 4.6.1.2; MUCIL

Product Information

Source	Purification
HEK293 cells	≥ 95 % as determined by Tris-Bis PAGE; ≥ 95 % as determined by HPLC.

Endotoxin

< 1 EU/μg of the protein by LAL method.

Formulation

Reconstitution

Centrifuge the tube before opening. Reconstitute to a concentration of 0.1-0.5 mg/mL in sterile distilled water. Avoid vortex or vigorously pipetting the protein. For long term storage, it is recommended to add a carrier protein or stabilizer (e.g. 0.1% BSA, 5% HSA, 10% FBS or 5% Trehalose), and aliquot the reconstituted protein solution to minimize free-thaw cycles.

Contact



www.abclonal.com

Background

Guanylyl cyclase C (GUCY2C) has canonical centrality in defense of key intestinal homeostatic mechanisms, encompassing fluid and electrolyte balance, epithelial dynamics, antitumorigenesis, and intestinal barrier function. GUCY2C may represent a new target for anti-obesity pharmacotherapy.

Basic Information

Description

Recombinant Cynomolgus Guanylyl cyclase C/GUCY2C Protein is produced by HEK293 cells expression system. The target protein is expressed with sequence (Ser24-Gln430) of cynomolgus Guanylyl cyclase C/GUCY2C (Accession #XP_005570270.1) fused with His tag at the C-terminus.

Bio-Activity

Shipping

The product is shipped at ambient temperature. Upon receipt, store it immediately at the temperature recommended below.

Operational Notes

For your safety and health, please wear a lab coat and disposable gloves for handling.

Storage

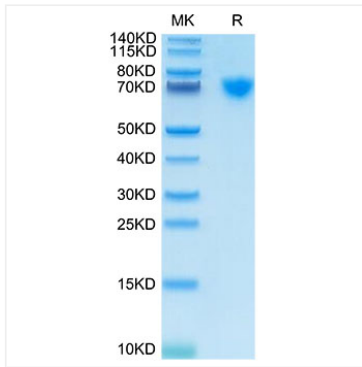
Store at -20°C. Store the lyophilized protein at -20°C to -80 °C up to 1 year from the date of receipt.

After reconstitution, the protein solution is stable at -20°C for 3 months, at 2-8°C for up to 1 week.

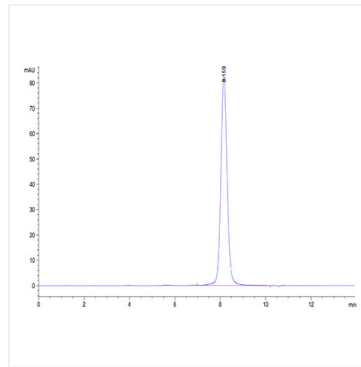
Avoid repeated freeze/thaw cycles.

* For your safety and health, please wear a lab coat and disposable gloves when handling.

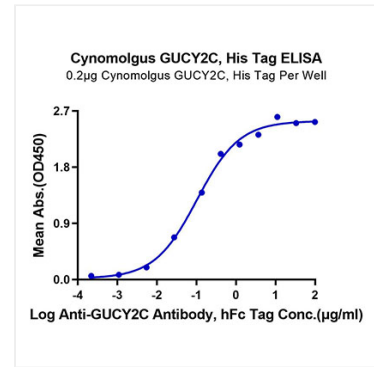
Validation Data



Recombinant Cynomolgus Guanylyl cyclase C/GUCY2C Protein was determined by Tris-Bis PAGE under reducing conditions.



The purity of Cynomolgus GUCY2C is greater than 95% as determined by SEC-HPLC.



Immobilized Cynomolgus GUCY2C, His Tag at 2µg/ml (100µl/Well) on the plate. Dose response curve for Anti-GUCY2C Antibody, hFc Tag with the EC₅₀ of 103.3ng/ml determined by ELISA.