

RP02602B

Leader in Biomolecular Solutions for Life Science



Biotinylated Recombinant Human WAIF1/5T4/TPBG Protein

Catalog No.: RP02602B

Recombinant

Sequence Information

Species	Gene ID	Swiss Prot
HEK293 cells7162		Q13641-1

Tags

C-His&Avi

Synonyms

M6P1; 5T4AG; WAIF1; TPBG; 5T4

Product Information

Source

Purification

≥ 95 % as determined by Tris-Bis PAGE; ≥ 95 % as determined by HPLC.

Endotoxin

< 1 EU/μg of the protein by LAL method.

Formulation

Lyophilized from a 0.22 μm filtered solution of PBS, pH 7.4.

Reconstitution

Centrifuge the tube before opening. Reconstitute to a concentration of 0.1-0.5 mg/mL in sterile distilled water. Avoid vortex or vigorously pipetting the protein. For long term storage, it is recommended to add a carrier protein or stabilizer (e.g. 0.1% BSA, 5% HSA, 10% FBS or 5% Trehalose), and aliquot the reconstituted protein solution to minimize free-thaw cycles.

Contact



www.abclonal.com

Background

The oncofetal tumor-associated antigen 5T4 (TBGP) has been linked with CSC properties in several different malignancies. 5T4 has functional attributes that are relevant to the spread of tumors including through EMT, CXCR4/CXCL12, Wnt, and Hippo pathways which may all contribute through the mobilization of CSCs.

Basic Information

Description

Biotinylated Recombinant Human WAIF1/5T4/TPBG Protein is produced by Expi293 expression system. The target protein is expressed with sequence (Ser32-Ser355) of Human TPBG fused with a His and Avi tag at the C-terminal.

Bio-Activity

Shipping

The product is shipped at ambient temperature. Upon receipt, store it immediately at the temperature recommended below.

Operational Notes

For your safety and health, please wear a lab coat and disposable gloves for handling.

Storage

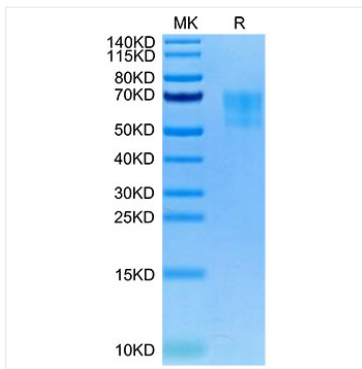
Store at -20°C. Store the lyophilized protein at -20°C to -80°C up to 1 year from the date of receipt.

After reconstitution, the protein solution is stable at -20°C for 3 months, at 2-8°C for up to 1 week.

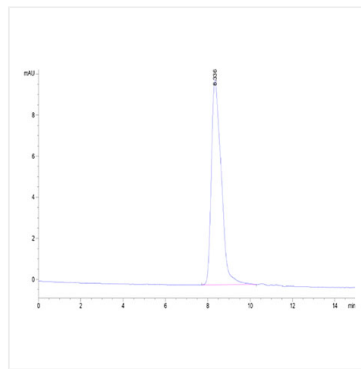
Avoid repeated freeze/thaw cycles.

* For your safety and health, please wear a lab coat and disposable gloves when handling.

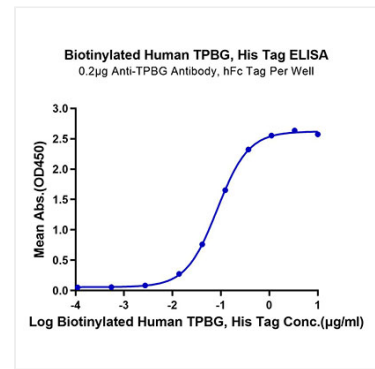
Validation Data



Biotinylated Recombinant Human WAIF1/5T4/TPBG Protein was determined by Tris-Bis PAGE under reducing conditions.



The purity of Biotinylated Human TPBG is greater than 95% as determined by SEC-HPLC.



Immobilized Anti-TPBG Antibody, hFc Tag at 2µg/ml (100µl/well) on the plate. Dose response curve for Biotinylated Human TPBG, His Tag with the EC₅₀ of 84.3ng/ml determined by ELISA.