

RP02585B

Leader in Biomolecular Solutions for Life Science



Biotinylated Recombinant Human Siglec-10 (R119A) Protein

Catalog No.: RP02585B

Recombinant

Sequence Information

Species	Gene ID	Swiss Prot
HEK293 cells	89790	Q96LC7-1

Tags

C-His&Avi

Synonyms

SLG2; SIGLEC10; MGC126774; PRO940

Background

Siglec-10 is a ligand for CD52, the target of the therapeutic monoclonal antibody Alemtuzumab. It is also reported to bind to Vascular adhesion protein 1 (VAP-1) and to the co-stimulatory molecule CD24 also known as HSA (Heat-stable antigen). Siglecs (sialic acid binding Ig-like lectins) are I-type lectins that belong to the immunoglobulin superfamily. They are characterized by an N-terminal Ig-like V-type domain which mediates sialic acid binding, followed by a varying number of Ig-like C2-type domains. Siglecs 5-11 constitute the CD33/Siglec-3 related group, and are differentially expressed in the hematopoietic system.

Basic Information

Description

Biotinylated Recombinant Human Siglec-10 (R119A) Protein is produced by Expi293 expression system. The target protein is expressed with sequence (Met17-Thr546) of Human Siglec-10 (R119A) fused with a His and Avi tag at the C-terminal.

Bio-Activity

Storage

Store at -20°C. Store the lyophilized protein at -20°C to -80°C up to 1 year from the date of receipt.
After reconstitution, the protein solution is stable at -20°C for 3 months, at 2-8°C for up to 1 week.
Avoid repeated freeze/thaw cycles.

Product Information

Source

Purification

≥ 95 % as determined by Tris-Bis PAGE; ≥ 95 % as determined by HPLC.

Endotoxin

< 1 EU/μg of the protein by LAL method.

Formulation

Lyophilized from a 0.22 μm filtered solution of 20 mM Tris 150 mM NaCl, 200 mM L-arginine, pH 8.0.

Reconstitution

Centrifuge the tube before opening.
Reconstitute to a concentration of 0.1-0.5 mg/mL in sterile distilled water. Avoid vortex or vigorously pipetting the protein. For long term storage, it is recommended to add a carrier protein or stabilizer (e.g. 0.1% BSA, 5% HSA, 10% FBS or 5% Trehalose), and aliquot the reconstituted protein solution to minimize free-thaw cycles.

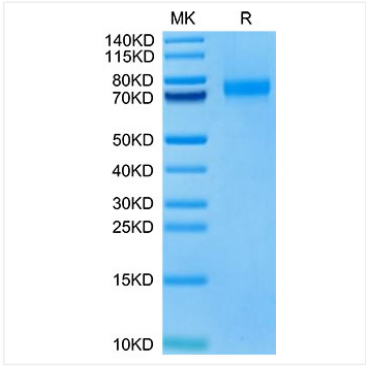
Contact



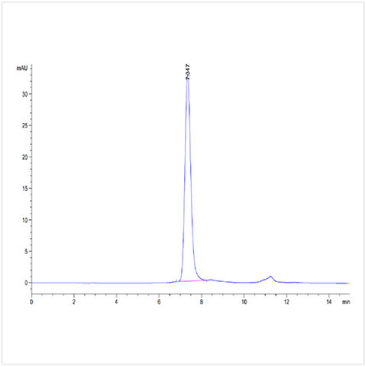
www.abclonal.com

* For your safety and health, please wear a lab coat and disposable gloves when handling.

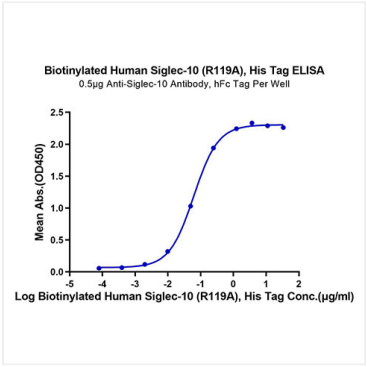
Validation Data



Biotinylated Recombinant Human Siglec-10 (R119A) Protein was determined by Tris-Bis PAGE under reducing conditions.



The purity of Biotinylated Human Siglec-10 (R119A) is greater than 95% as determined by SEC-HPLC.



Immobilized Anti-Siglec-10 Antibody, hFc Tag at 5µg/ml (100µl/well) on the plate. Dose response curve for Biotinylated Human Siglec-10 (R119A) , His Tag with the EC₅₀ of 61.7ng/ml determined by ELISA.