

RP02552

Leader in Biomolecular Solutions for Life Science



Recombinant Human ErbB-2/HER2/CD340 Protein

Catalog No.: RP02552 **Recombinant**

Sequence Information

Species	Gene ID	Swiss Prot
HEK293 cells	2064	P04626-1

Tags

C-hFc

Synonyms

CD340; EGFR2; ErbB2; HER2; HER-2; herstatin; MLN 19; MLN19; Neu Oncogene; NEUHER-2/neu; NGL; p185erbB2; TKR1; ERBB2; HER-2/neu; NEU; ENV; ENVW; ERVWE1; HERV-7q; HERV-W-ENV; HERV7Q; HERVW; HERVWENV

Product Information

Source	Purification
HEK293 cells	≥ 95 % as determined by Tris-Bis PAGE; ≥ 95 % as determined by HPLC.

Endotoxin

< 1 EU/μg of the protein by LAL method.

Formulation

Reconstitution

Centrifuge the tube before opening. Reconstitute to a concentration of 0.1-0.5 mg/mL in sterile distilled water. Avoid vortex or vigorously pipetting the protein. For long term storage, it is recommended to add a carrier protein or stabilizer (e.g. 0.1% BSA, 5% HSA, 10% FBS or 5% Trehalose), and aliquot the reconstituted protein solution to minimize free-thaw cycles.

Contact



www.abclonal.com

Background

ErbB2, also called Neu and Her2 (human epidermal growth factor receptor 2), is a type I membrane glycoprotein that is a member of the ErbB family of tyrosine kinase receptors. ErbB family members serve as receptors for the epidermal growth factor (EGF) family of growth factors. Upon ERBB2 activation, the MEMO1-RHOA-DIAPH1 signaling pathway elicits the phosphorylation and thus the inhibition of GSK3B at cell membrane. This prevents the phosphorylation of APC and CLASP2, allowing its association with the cell membrane.

Basic Information

Description

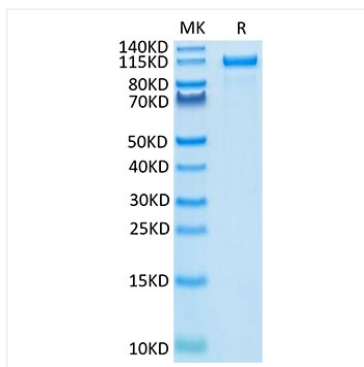
Recombinant Human Her2/ErbB2 Protein is expressed from Exp293 with hFc tag at the C-terminal. ; It contains Thr23-Thr652.

Bio-Activity

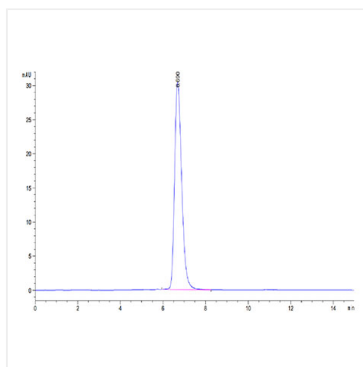
Storage

Store at -20°C. Store the lyophilized protein at -20°C to -80 °C up to 1 year from the date of receipt. After reconstitution, the protein solution is stable at -20°C for 3 months, at 2-8°C for up to 1 week. Avoid repeated freeze/thaw cycles.

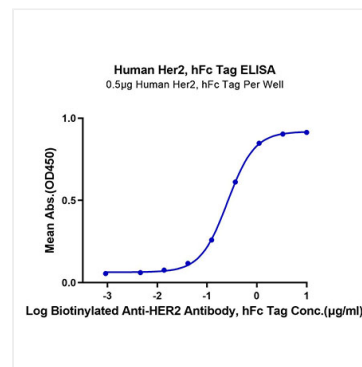
Validation Data



Recombinant Human ErbB-2/HER2/CD340 Protein was determined by Tris-Bis PAGE under reducing conditions.



The purity of Human Her2 is greater than 95% as determined by SEC-HPLC.



Immobilized Human Her2, hFc Tag at 5μg/ml (100μl/well) on the plate. Dose response curve for Biotinylated Anti-Her2 Antibody, hFc Tag with the EC₅₀ of 0.26μg/ml determined by ELISA.