

RP02017

Leader in Biomolecular Solutions for Life Science



Recombinant Human B7-H1/PD-L1/CD274 Protein

Catalog No.: RP02017 **Recombinant**

Sequence Information

Species	Gene ID	Swiss Prot
HEK293 cells	29126	Q9NZQ7

Tags

C-His

Synonyms

B7-H; B7H1; PDL1; PD-L1; hPD-L1; PDCD1L1; PDCD1LG1;CD274;PDL1;B7H1;PD-L1;PDCD1L1;PDCD1LG1; B7-H; CD274 molecule

Product Information

Source	Purification
HEK293 cells	≥ 95 % as determined by SDS-PAGE; ≥95 % as determined by HPLC.

Endotoxin

< 0.1 EU/μg of the protein by LAL method.

Formulation

Lyophilized from a 0.2 μm filtered solution of PBS, pH 7.4. Contact us for customized product form or formulation.

Reconstitution

Centrifuge the tube before opening. Reconstitute to a concentration of 0.1-0.5 mg/mL in sterile distilled water. Avoid vortex or vigorously pipetting the protein. For long term storage, it is recommended to add a carrier protein or stabilizer (e.g. 0.1% BSA, 5% HSA, 10% FBS or 5% Trehalose), and aliquot the reconstituted protein solution to minimize free-thaw cycles.

Contact



www.abclonal.com

Background

B7-H1, also known as PD-L1 and CD274, is an approximately 65 kDa transmembrane glycoprotein in the B7 family of immune regulatory molecules. PD-L1 has been identified as the ligand for the immunoinhibitory receptor programmed death-1 (PD1/PDCD1) and has been demonstrated to play a role in the regulation of immune responses and peripheral tolerance.

Basic Information

Description

Recombinant Human 4-1BB/CD137 Protein is produced by mammalian expression system. The target protein is expressed with sequence (Phe19-Arg238) of human PD-L1 (Accession #Q9NZQ7) fused with a 6xHis tag at the C-terminus.

Bio-Activity

Immobilized Human PD-L1 at 0.5 μg/mL (100 μL/well), dose response curve for Anti PD-L1 Ab with the EC₅₀ of 8.2 ng/mL determined by ELISA.

Shipping

The product is shipped at ambient temperature. Upon receipt, store it immediately at the temperature recommended below.

Operational Notes

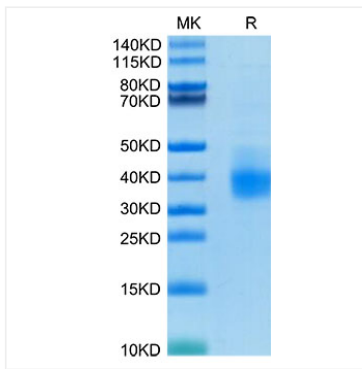
For your safety and health, please wear a lab coat and disposable gloves for handling.

Storage

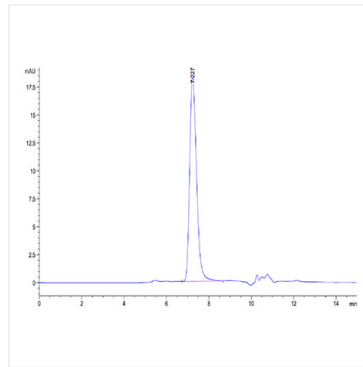
Store at -20°C. Store the lyophilized protein at -20°C to -80 °C up to 1 year from the date of receipt. After reconstitution, the protein solution is stable at -20°C for 3 months, at 2-8°C for up to 1 week. Avoid repeated freeze/thaw cycles.

* For your safety and health, please wear a lab coat and disposable gloves when handling.

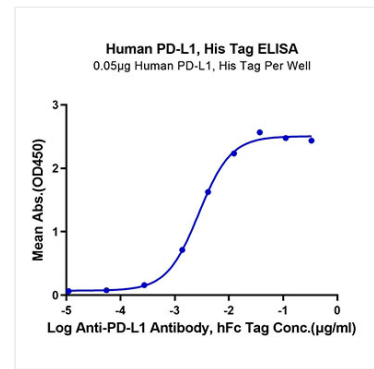
Validation Data



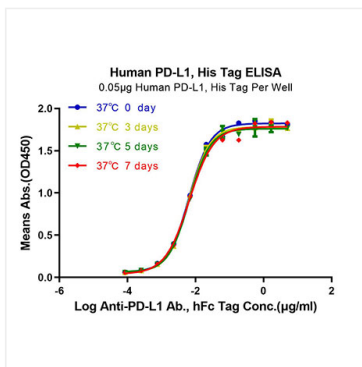
Recombinant Human B7-H1/PD-L1/CD274 Protein was determined by Tris-Bis PAGE under reducing conditions.



The purity of Human PD-L1 is greater than 95% as determined by SEC-HPLC.



Immobilized Human PD-L1, His Tag at 0.5µg/ml (100µl/well) on the plate. Dose response curve for Anti-PD-L1 Antibody, hFc Tag with the EC_{50} of 6.4ng/ml determined by ELISA.



Immobilized Human PD-L1, His Tag at 0.5µg/ml (100µl/Well). Dose response curve for Anti-PD-L1 Ab., hFc Tag with the EC_{50} of 6.4/6.4/6.5/6.6ng/ml determined by ELISA.