

RP01388

Leader in Biomolecular Solutions for Life Science



Recombinant Human TNFRSF10B/DR5/TRAIL-R2/CD262 Protein

Catalog No.: RP01388 **Recombinant**

Sequence Information

Species HEK293 cells8795
Gene ID O14763-1
Swiss Prot

Tags

C-hFc&His

Synonyms

CD262;DR5;KILLER;KILLER/DR5;TRAIL-R2;TRAILR2;TRICK2;TRICK2A;TRICK2B;TRICKB;ZTNFR9;TNFRSF10B

Product Information

Source

HEK293 cells

Purification

≥ 95 % as determined by SDS-PAGE; ≥ 90 % as determined by HPLC.

Endotoxin

< 0.1 EU/μg of the protein by LAL method.

Formulation

Lyophilized from a 0.22 μm filtered solution of PBS, pH 7.4.

Reconstitution

Centrifuge the vial before opening. Reconstitute to a concentration of 0.1-0.5 mg/mL in sterile distilled water. Avoid vortex or vigorously pipetting the protein. For long term storage, it is recommended to add a carrier protein or stabilizer (e.g. 0.1% BSA, 5% HSA, 10% FBS or 5% Trehalose), and aliquot the reconstituted protein solution to minimize free-thaw cycles.

Contact



www.abclonal.com

Background

This protein is a member of the TNF-receptor superfamily, and contains an intracellular death domain. This receptor can be activated by tumor necrosis factor-related apoptosis inducing ligand (TNFSF10/TRAIL/APO-2L), and transduces an apoptosis signal. Studies with FADD-deficient mice suggested that FADD, a death domain containing adaptor protein, is required for the apoptosis mediated by this protein.

Basic Information

Description

Active Recombinant Human TNFRSF10B/DR5/TRAIL-R2 Protein is produced by HEK293 cells expression system. The target protein is expressed with sequence (Ile56-Glu182) of human DR5/TRAIL R2 (Accession #NP_003833.3) fused with a Fc, 6×His tag at the C-terminus.

Bio-Activity

1. Measured by its binding ability in a functional ELISA. Immobilized Human TNFRSF10B at 1 μg/mL (100 μL/well) can bind Human TNFSF10 with a linear range of 0.1-11.7 ng/mL. 2. Measured by its ability to inhibit TRAIL-mediated cytotoxicity using L_{x001e}.929 mouse fibroblast cells treated with TRAIL. The ED₅₀ for this effect is 30-120 pg/mL in the presence of 20 ng/mL Recombinant Human TRAIL/TNFSF10.

Shipping

The product is shipped at ambient temperature. Upon receipt, store it immediately at the temperature recommended below.

Operational Notes

For your safety and health, please wear a lab coat and disposable gloves for handling.

Storage

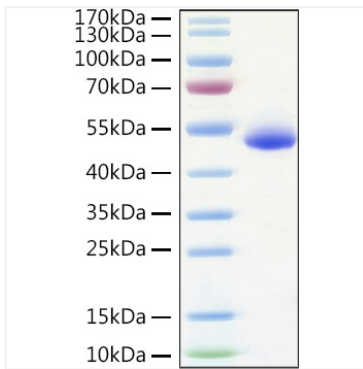
Store at -20°C. Store the lyophilized protein at -20°C to -80 °C up to 1 year from the date of receipt.

After reconstitution, the protein solution is stable at -20°C for 3 months, at 2-8°C for up to 1 week.

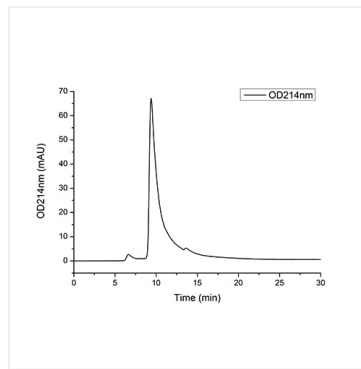
Avoid repeated freeze/thaw cycles.

* For your safety and health, please wear a lab coat and disposable gloves when handling.

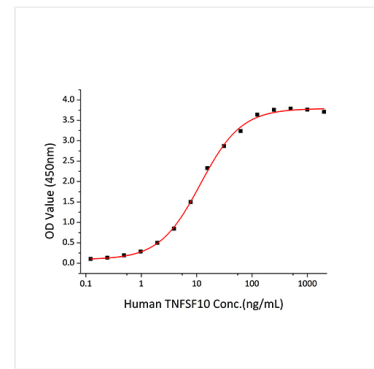
Validation Data



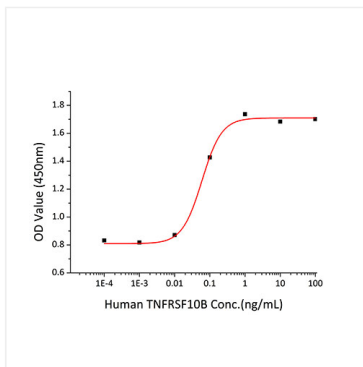
Recombinant Human TNFRSF10B/DR5/TRAIL-R2/CD262 Protein was determined by SDS-PAGE under reducing conditions with Coomassie Blue.



The purity of Human DR5/TRAIL R2 Protein (Cat.RP01388) was greater than 90% as determined by SEC-HPLC.



Immobilized Human TNFRSF10B at 1 $\mu\text{g/mL}$ (100 $\mu\text{L/well}$) can bind Human TNFSF10 with a linear range of 0.1-11.7 ng/mL.



Recombinant Human TNFRSF10B inhibit TRAIL-mediated cytotoxicity using L-929 mouse fibroblast cells treated with TRAIL. The ED_{50} for this effect is 30-120 $\mu\text{g/mL}$ in the presence of 20 ng/mL Recombinant Human TRAIL/TNFSF10.