

RP00558

Leader in Biomolecular Solutions for Life Science



Recombinant Human TNFRSF8/CD30 Protein

Catalog No.: RP00558 **Recombinant**

Sequence Information

Species	Gene ID	Swiss Prot
HEK293 cells	943	P28908-1

Tags

C-hFc

Synonyms

CD30; CD30KI-1; CD30L receptor;
TNFRSF8; D1S166EKi-1; CD30KI-1

Product Information

Source

HEK293 cells

Purification

≥ 95 % as determined by SDS-PAGE; ≥ 95 % as determined by HPLC.

Endotoxin

< 1 EU/μg of the protein by LAL method.

Formulation

Lyophilized from 0.22 μm filtered solution in PBS (pH 7.4). Normally 8% trehalose is added as protectant before lyophilization.

Reconstitution

Centrifuge the vial before opening. Reconstitute to a concentration of 0.1-0.5 mg/mL in sterile distilled water. Avoid vortex or vigorously pipetting the protein. For long term storage, it is recommended to add a carrier protein or stabilizer (e.g. 0.1% BSA, 5% HSA, 10% FBS or 5% Trehalose), and aliquot the reconstituted protein solution to minimize free-thaw cycles.

Contact



www.abclonal.com

Background

The transmembrane receptor CD30 (TNFRSF8) and its ligand CD30L (CD153, TNFSF8) are members of the tumor necrosis factor (TNF) superfamily and display restricted expression in subpopulations of activated T-and B-cells in nonpathologic conditions. CD30 expression is upregulated in various hematological malignancies, including Reed-Sternberg cells in Hodgkin's disease (HD), anaplastic large cell lymphoma (ALCL) and subsets of Non-Hodgkin's lymphomas (NHLs).

Basic Information

Description

Recombinant Human TNFRSF8/CD30 Protein is produced by HEK293 cells expression system. The target protein is expressed with sequence (Phe19-Lys379) of Human TNFRSF8/CD30 (Accession #P28908-1) fused with a C-hFc tag at the C-terminus.

Bio-Activity

Shipping

The product is shipped at ambient temperature. Upon receipt, store it immediately at the temperature recommended below.

Operational Notes

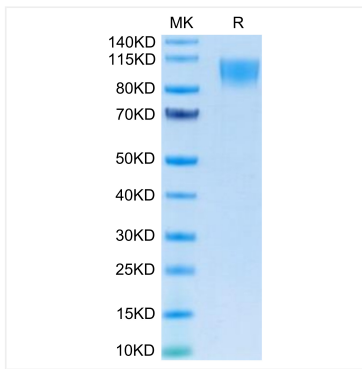
For your safety and health, please wear a lab coat and disposable gloves for handling.

Storage

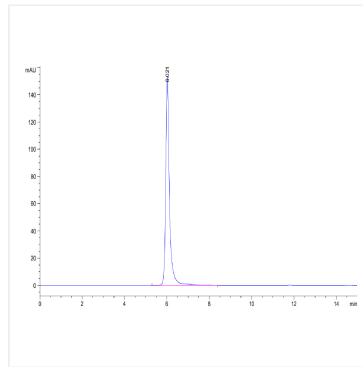
Store at -20°C. Store the lyophilized protein at -20°C to -80 °C up to 1 year from the date of receipt. After reconstitution, the protein solution is stable at -20°C for 3 months, at 2-8°C for up to 1 week. Avoid repeated freeze/thaw cycles.

* For your safety and health, please wear a lab coat and disposable gloves when handling.

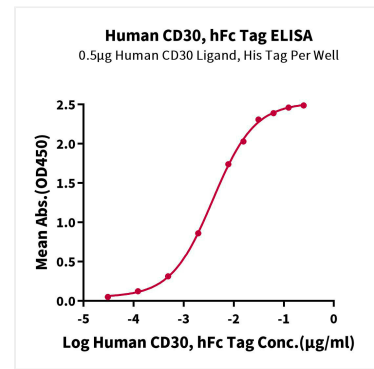
Validation Data



Recombinant Human TNFRSF8/CD30 Protein was determined by Tris-Bis PAGE under reducing conditions.



The purity of Human CD30 is greater than 95% as determined by SEC-HPLC.



Immobilized Human CD30 Ligand, His Tag at 5 µg/mL (100 µL/well) on the plate. Dose response curve for Human CD30, hFc Tag with the EC₅₀ of 3.8ng/mL determined by ELISA.