

RP00529

Leader in Biomolecular Solutions for Life Science



Recombinant Human CD47 Protein

Catalog No.: RP00529

Recombinant

Sequence Information

Species	Gene ID	Swiss Prot
HEK293 cells	961	Q08722-1

Tags

No Tag

Synonyms

CD47 glycoprotein; CD47 molecule;
CD47; IAP; OA3; MER6

Product Information

Source

HEK293 cells

Purification

≥ 95 % as
determined by
SDS-PAGE; ≥ 95 %
as determined by
HPLC.

Endotoxin

< 1 EU/μg of the protein by LAL
method.

Formulation

Lyophilized from 0.22 μm filtered
solution in PBS (pH 7.4). Normally 8%
trehalose is added as protectant
before lyophilization.

Reconstitution

Centrifuge the vial before opening.
Reconstitute to a concentration of
0.1-0.5 mg/mL in sterile distilled water.
Avoid vortex or vigorously pipetting
the protein. For long term storage, it is
recommended to add a carrier protein
or stabilizer (e.g. 0.1% BSA, 5% HSA,
10% FBS or 5% Trehalose), and aliquot
the reconstituted protein solution to
minimize free-thaw cycles.

Background

CD47 (Cluster of Differentiation 47) also known as integrin associated protein (IAP) is a transmembrane protein that in humans is encoded by the CD47 gene. CD47 belongs to the immunoglobulin superfamily and partners with membrane integrins and also binds the ligands thrombospondin-1 (TSP-1) and signal-regulatory protein alpha (SIRPα). CD-47 acts as a don't eat me signal to macrophages of the immune system which has made it a potential therapeutic target in some cancers.

Basic Information

Description

Recombinant Human CD47 Protein is produced by HEK293 cells expression system. The target protein is expressed with sequence (Gln19-Pro139) of Human CD47 (Accession #Q08722-1) fused with No Tag.

Bio-Activity

Storage

Store at -20°C. Store the lyophilized protein at -20°C to -80 °C up to 1 year from the date of receipt.
After reconstitution, the protein solution is stable at -20°C for 3 months, at 2-8°C for up to 1 week.
Avoid repeated freeze/thaw cycles.

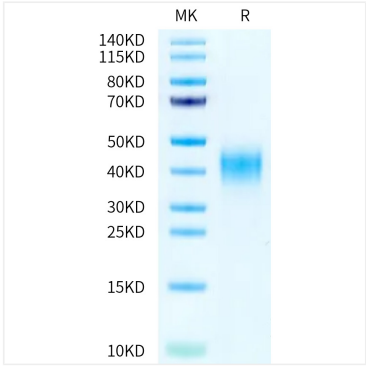
Contact



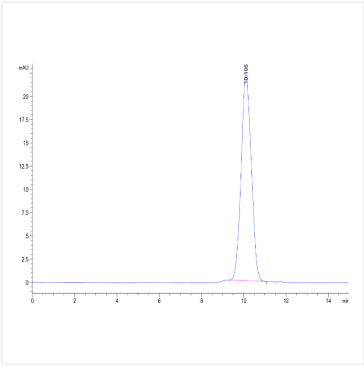
www.abclonal.com

* For your safety and health, please wear a lab coat and disposable gloves when handling.

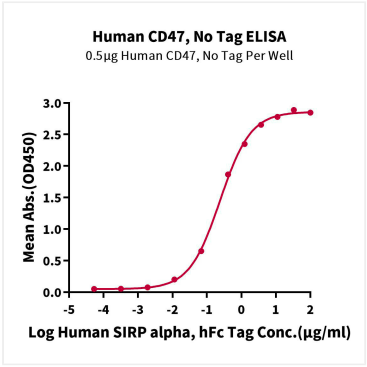
Validation Data



Recombinant Human CD47 Protein was determined by Tris-Bis PAGE under reducing conditions.



The purity of Human CD47 is greater than 95% as determined by SEC-HPLC.



Immobilized Human CD47, No Tag at 5 µg/mL (100 µL/well) on the plate. Dose response curve for Human SIRP alpha, hFc Tag with the EC₅₀ of 0.24 µg/mL determined by ELISA.