

RP00473BLQ

Leader in Biomolecular Solutions for Life Science



Biotinylated Recombinant Human Fc-gamma RIII beta/FCGR3B/CD16b (S36R, N82D, I106V) Protein

Catalog No.: RP00473BLQ **Recombinant**

Sequence Information

Species	Gene ID	Swiss Prot
HEK293 cells	2215	O75015

Tags

C-His&Avi

Synonyms

CD16; Fc gamma RIIIB; FCG3; FCGR3B; FcgRIIIB; FCRIIIB; IGFR3; CD16b (NA2); CD16B; FCG3B; FCG3; FCGR3; FCR-10

Product Information

Source

Purification

≥ 95 % as determined by SDS-PAGE; ≥ 95 % as determined by HPLC.

Endotoxin

< 1 EU/μg of the protein by LAL method.

Formulation

Supplied as 0.22 μm filtered solution in PBS (pH 7.4).

Reconstitution

Background

Human Fc gamma RIIIB/CD16b Protein is a receptor for the Fc region of immunoglobulins gamma. Low affinity receptor. Binds complexed or aggregated IgG and also monomeric IgG. Contrary to III-A, is not capable to mediate antibody-dependent cytotoxicity and phagocytosis. May serve as a trap for immune complexes in the peripheral circulation which does not activate neutrophils.

Basic Information

Description

Biotinylated Recombinant Human Fc gamma RIII beta/FCGR3B/CD16b (S36R, N82D, I106V) Protein is produced by HEK293 cells expression system. The target protein is expressed with sequence (Gly17-Ser200) of Human Fc gamma RIII beta/FCGR3B/CD16b (S36R,N82D,I106V) (Accession #O75015) fused with a C-His&Avi tag at the C-terminus.

Bio-Activity

Shipping

The product is shipped at ambient temperature. Upon receipt, store it immediately at the temperature recommended below.

Operational Notes

For your safety and health, please wear a lab coat and disposable gloves for handling.

Storage

Store at -70°C. This product is stable at ≤ -70°C for up to 1 year from the date of receipt. For optimal storage, aliquot into smaller quantities after centrifugation and store at recommended temperature. Avoid repeated freeze-thaw cycles. Avoid repeated freeze/thaw cycles.

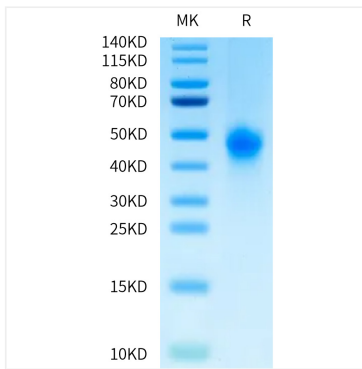
Contact



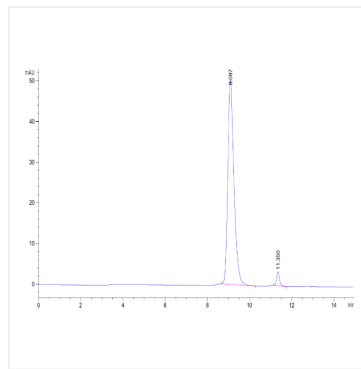
www.abclonal.com

* For your safety and health, please wear a lab coat and disposable gloves when handling.

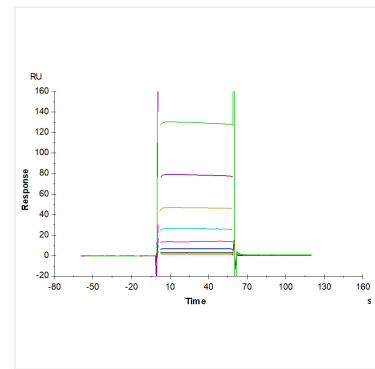
Validation Data



Biotinylated Recombinant Human Fc-gamma RIII beta/FCGR3B/CD16b (S36R, N82D, I106V) Protein was determined by Tris-Bis PAGE under reducing conditions.



The purity of Biotinylated Human Fc gamma RIIIb (NA1) is greater than 95% as determined by SEC-HPLC.



Biotinylated Human Fc gamma RIIIb (NA1), His Tag captured on CM5 Chip via anti-his antibody can bind Rituximab with an affinity constant of 8.00 μM as determined in SPR assay (Biacore T200).