

RP00441

Leader in Biomolecular Solutions for Life Science



Recombinant Human IL-12 R beta 1/CD212 Protein

Catalog No.: RP00441 **Recombinant**

Sequence Information

Species	Gene ID	Swiss Prot
HEK293 cells	3594	P42701-1

Tags

C-His

Synonyms

IL-12R-beta-1; IL-12RB1; IL12R; IL12RB;
CD212; IL-12R subunit beta-1; IL-12R-
BETA1; MGC34454; IL-12R-β-1; IL-12R
subunit β-1; IL-12R-β1

Product Information

Source	Purification
HEK293 cells	> 95% by SDS- PAGE ; > 95% by HPLC

Endotoxin

< 1 EU/μg of the protein by LAL
method

Formulation

Lyophilized from 0.22 μm filtered
solution in PBS (pH 7.4). Normally 8%
trehalose is added as protectant
before lyophilization.

Reconstitution

Centrifuge the vial before opening.
Reconstitute to a concentration of
0.1-0.5 mg/mL in sterile distilled water.
Avoid vortex or vigorously pipetting
the protein. For long term storage, it is
recommended to add a carrier protein
or stabilizer (e.g. 0.1% BSA, 5% HSA,
10% FBS or 5% Trehalose), and aliquot
the reconstituted protein solution to
minimize free-thaw cycles.

Background

Human IL12RB1 is an autosomal gene that is essential for mycobacterial disease resistance and T cell differentiation. Lung and T cell IL12RB1 expression is allele-biased, and the extent to which cells express one IL12RB1 allele is unaffected by activation. Furthermore following its expression the IL12RB1 pre-mRNA is processed into either IL12RB1 Isoform 1 (IL12Rβ1, a positive regulator of IL12 responsiveness) or IL12RB1 Isoform 2 (a protein of heretofore unknown function).

Basic Information

Description

Recombinant Human IL-12 R beta 1/CD212 Protein is produced by HEK293 cells expression system. The target protein is expressed with sequence (Cys24-Glu540) of Human IL-12 R beta 1/CD212 (Accession #P42701-1) fused with a C-His tag at the C-terminus.

Bio-Activity

Storage

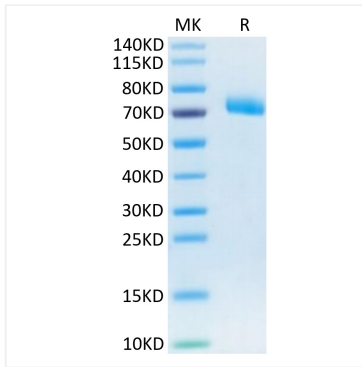
Store at -20°C. Store the lyophilized protein at -20°C to -80 °C up to 1 year from the date of receipt. After reconstitution, the protein solution is stable at -20°C for 3 months, at 2-8°C for up to 1 week. Avoid repeated freeze/thaw cycles.

Contact

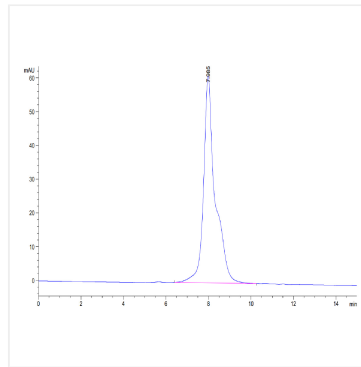


www.abclonal.com

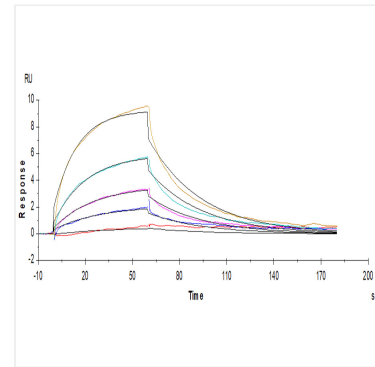
Validation Data



Human IL-12 R beta 1 on Tris-Bis PAGE under reduced condition. The purity is greater than 95%.



The purity of Human IL-12 R beta 1 is greater than 95% as determined by SEC-HPLC.



Human IL-12B, His Tag immobilized on CM5 Chip can bind Human IL-12 R beta 1, His Tag with an affinity constant of 98.1nM as determined in a SPR assay (Biacore T200).