

RP00416B

Leader in Biomolecular Solutions for Life Science



Biotinylated Recombinant Human HGF receptor/c-MET/MET Protein

Catalog No.: RP00416B

Recombinant

Sequence Information

Species	Gene ID	Swiss Prot
HEK293 cells	4233	P08581-1

Tags

C-His&Avi

Synonyms

MET; oncogene MET; HGF R; HGF/SF receptor; AUTS9; cMET; Met (c-Met); RCCP2; SF receptor

Product Information

Source

Purification

≥ 95 % as determined by SDS-PAGE; ≥ 95 % as determined by HPLC.

Endotoxin

< 1 EU/μg of the protein by LAL method.

Formulation

Lyophilized from 0.22 μm filtered solution in PBS (pH 7.4). Normally 8% trehalose is added as protectant before lyophilization.

Reconstitution

Centrifuge the vial before opening. Reconstitute to a concentration of 0.1-0.5 mg/mL in sterile distilled water. Avoid vortex or vigorously pipetting the protein. For long term storage, it is recommended to add a carrier protein or stabilizer (e.g. 0.1% BSA, 5% HSA, 10% FBS or 5% Trehalose), and aliquot the reconstituted protein solution to minimize free-thaw cycles.

Contact



www.abclonal.com

Background

c-Met, also called tyrosine-protein kinase Met or hepatocyte growth factor receptor (HGF R), is a protein that in humans is encoded by the MET gene. The protein possesses tyrosine kinase activity. The primary single chain precursor protein is post-translationally cleaved to produce the alpha and beta subunits, which are disulfide linked to form the mature receptor. Following activation by ligand, interacts with the PI3-kinase subunit PIK3R1, PLCG1, SRC, GRB2, STAT3 or the adapter GAB1.

Basic Information

Description

Biotinylated Recombinant Human HGF receptor/c-MET/MET Protein is produced by HEK293 cells expression system. The target protein is expressed with sequence (Glu25-Thr932) of Human HGF receptor/c-MET/MET (Accession #P08581-1) fused with a C-His&Avi tag at the C-terminus.

Bio-Activity

Shipping

The product is shipped at ambient temperature. Upon receipt, store it immediately at the temperature recommended below.

Operational Notes

For your safety and health, please wear a lab coat and disposable gloves for handling.

Storage

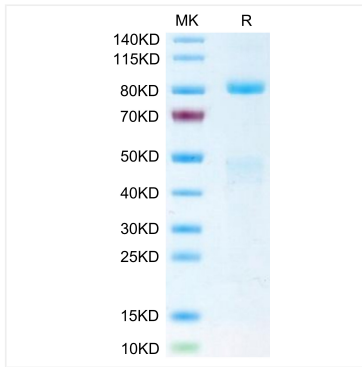
Store at -20°C. Store the lyophilized protein at -20°C to -80 °C up to 1 year from the date of receipt.

After reconstitution, the protein solution is stable at -20°C for 3 months, at 2-8°C for up to 1 week.

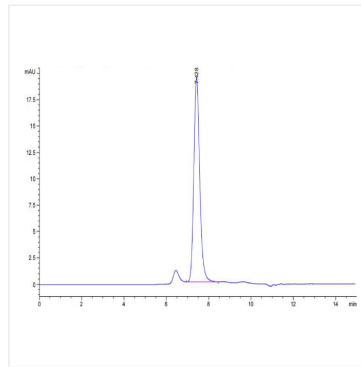
Avoid repeated freeze/thaw cycles.

* For your safety and health, please wear a lab coat and disposable gloves when handling.

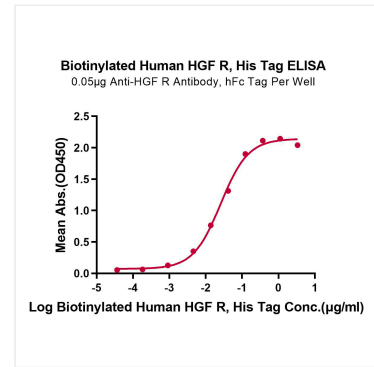
Validation Data



Biotinylated Recombinant Human HGF receptor/c-MET/MET Protein was determined by Tris-Bis PAGE under reducing conditions.



The purity of Biotinylated Human HGF R is greater than 95% as determined by SEC-HPLC.



Immobilized Anti-HGF R Antibody, hFc Tag at 0.5 µg/mL (100 µL/Well) on the plate. Dose response curve for Biotinylated Human HGF R, His Tag with the EC_{50} of 25.7ng/mL determined by ELISA.