

RP00412

Leader in Biomolecular Solutions for Life Science



Recombinant Human CD73/NT5E Protein

Catalog No.: RP00412 **Recombinant**

Sequence Information

Species	Gene ID	Swiss Prot
HEK293 cells	4907	P21589-1

Tags

C-His

Synonyms

CD73; NT5E; NTE; 5' nucleotidase (CD73); 5'-NT; 5-NT; E5NT; EC 3.1.3.5; eN; eNT; NT; NT55'-nucleotidase; NT5; NTE; CALJA

Product Information

Source	Purification
HEK293 cells	≥ 95 % as determined by SDS-PAGE; ≥ 95 % as determined by HPLC.

Endotoxin

< 1 EU/μg of the protein by LAL method.

Formulation

Lyophilized from 0.22 μm filtered solution in 20 mM Tris, 120 mM NaCl (pH 7.5). Normally 8% trehalose is added as protectant before lyophilization.

Reconstitution

Centrifuge the vial before opening. Reconstitute to a concentration of 0.1-0.5 mg/mL in sterile distilled water. Avoid vortex or vigorously pipetting the protein. For long term storage, it is recommended to add a carrier protein or stabilizer (e.g. 0.1% BSA, 5% HSA, 10% FBS or 5% Trehalose), and aliquot the reconstituted protein solution to minimize free-thaw cycles.

Contact



www.abclonal.com

Background

CD73, also known as ecto-5'-nucleotidase, is an enzyme that in humans is encoded by the NT5E gene. CD73 commonly serves to convert AMP to adenosine. The enzyme consists of a dimer of 2 identical 70-kD subunits bound by a glycosyl phosphatidyl inositol linkage to the external face of the plasma membrane. The enzyme is used as a marker of lymphocyte differentiation. A deficiency of CD73 occurs in a variety of immunodeficiency diseases.

Basic Information

Description

Recombinant Human CD73/NT5E Protein is produced by HEK293 cells expression system. The target protein is expressed with sequence (Trp27-Lys547) of Human CD73/NT5E (Accession #P21589-1) fused with a C-His tag at the C-terminus.

Bio-Activity

Shipping

The product is shipped at ambient temperature. Upon receipt, store it immediately at the temperature recommended below.

Operational Notes

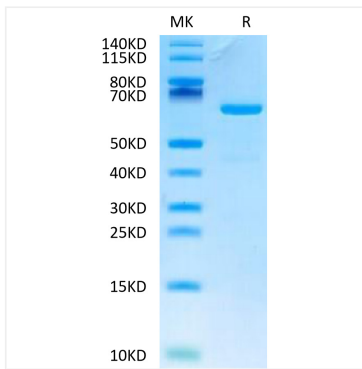
For your safety and health, please wear a lab coat and disposable gloves for handling.

Storage

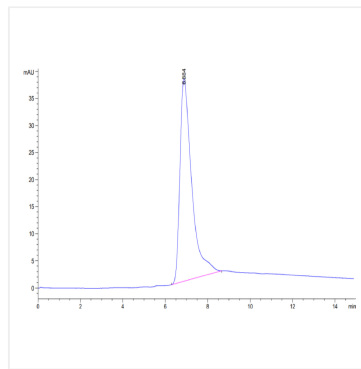
Store at -20°C. Store the lyophilized protein at -20°C to -80 °C up to 1 year from the date of receipt. After reconstitution, the protein solution is stable at -20°C for 3 months, at 2-8°C for up to 1 week. Avoid repeated freeze/thaw cycles.

* For your safety and health, please wear a lab coat and disposable gloves when handling.

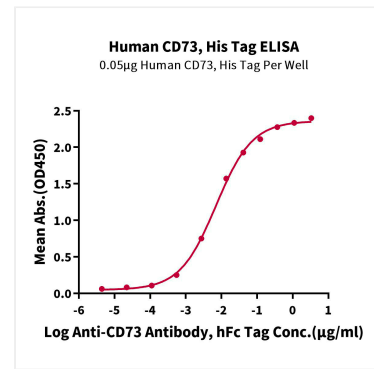
Validation Data



Recombinant Human CD73/NT5E Protein was determined by Tris-Bis PAGE under reducing conditions.



The purity of Human CD73 is greater than 95% as determined by SEC-HPLC.



Immobilized Human CD73, His Tag at 0.5 µg/mL (100 µL/well) on the plate. Dose response curve for Anti-CD73 Antibody, hFc Tag with the EC₅₀ of 7.4ng/mL determined by ELISA (QC Test).