

RP00372B

Leader in Biomolecular Solutions for Life Science



Biotinylated Recombinant Human sTfR/CD71 Protein

Catalog No.: RP00372B

Recombinant

Sequence Information

Species	Gene ID	Swiss Prot
HEK293 cells	7037	P02786

Tags

N-His&Avi

Synonyms

TR; TfR1; CD71; sTfR; T9; p90; TFRC;
TFR; Transferrin R

Product Information

Source

Purification

≥ 95 % as determined by SDS-PAGE; ≥ 95 % as determined by HPLC.

Endotoxin

< 1 EU/μg of the protein by LAL method.

Formulation

Lyophilized from 0.22 μm filtered solution in PBS (pH 7.4). Normally 8% trehalose is added as protectant before lyophilization.

Reconstitution

Centrifuge the vial before opening. Reconstitute to a concentration of 0.1-0.5 mg/mL in sterile distilled water. Avoid vortex or vigorously pipetting the protein. For long term storage, it is recommended to add a carrier protein or stabilizer (e.g. 0.1% BSA, 5% HSA, 10% FBS or 5% Trehalose), and aliquot the reconstituted protein solution to minimize free-thaw cycles.

Contact



www.abclonal.com

Background

The transferrin receptor (CD71) is known as a receptor for IgA1 on mesangial cells. The transcript and protein expression of glomerular CD71 was determined by real-time polymerase chain reaction and immunohistochemistry. Human mesangial cells (HMCs) were treated with sera from IgAN patients and expression levels of CD71 and inflammatory cytokine markers were compared according to disease status.

Basic Information

Description

Biotinylated Recombinant Human Transferrin R/CD71 Protein is produced by HEK293 cells expression system. The target protein is expressed with sequence (Cys89-Phe760) of Human Transferrin R/CD71 (Accession #P02786) fused with a N-His&Avi tag at the N-terminus.

Bio-Activity

Shipping

The product is shipped at ambient temperature. Upon receipt, store it immediately at the temperature recommended below.

Operational Notes

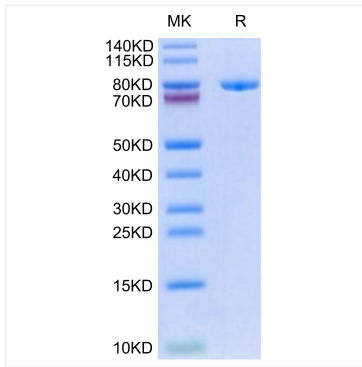
For your safety and health, please wear a lab coat and disposable gloves for handling.

Storage

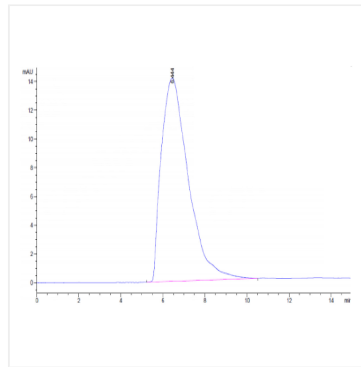
Store at -20°C. Store the lyophilized protein at -20°C to -80 °C up to 1 year from the date of receipt. After reconstitution, the protein solution is stable at -20°C for 3 months, at 2-8°C for up to 1 week. Avoid repeated freeze/thaw cycles.

* For your safety and health, please wear a lab coat and disposable gloves when handling.

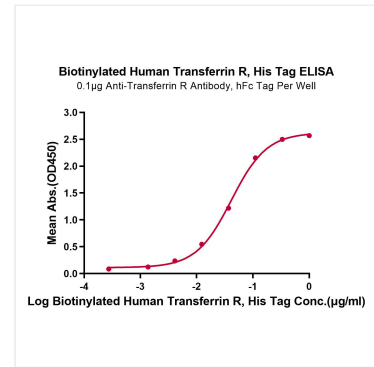
Validation Data



Biotinylated Recombinant Human sTfR/CD71 Protein was determined by Tris-Bis PAGE under reducing conditions.



The purity of Biotinylated Human Transferrin R is greater than 95% as determined by SEC-HPLC.



Immobilized Anti-Transferrin R Antibody at 1 µg/mL (100 µL/well) on the plate. Dose response curve for Biotinylated Human Transferrin R, His Tag with the EC₅₀ of 41.4ng/mL determined by ELISA.