RP00347
Leader in Biomolecular Solutions for Life Science

www.abclonal.com

Recombinant Human NKp46/NCR1/CD335 Protein

Catalog No.: RP00347 Recombinant

Sequence Information

Species	Gene ID	Swiss Prot
HEK293 cells	9437	O76036-1

Tags
C-hFc

Synonyms
CD335; Ly94; NCR1; NKp46; MAR-1; NKP46FLJ99094

Product Information

Source
Centrifuge the vial before opening. Reconstitute to a concentration of 0.1-0.5 mg/mL in sterile distilled water. Avoid vortex or vigorously pipetting the protein. For long term storage,it is recommended to add a carrier protein or stablizer (e.g. 0.1% BSA,5% HSA,10% FBS or 5% Trehalose),and aliquot the reconstituted protein solution to minimize free-thaw cycles.

Purification
≥ 95 % as determined by SDS-PAGE;≥ 95 % as determined by HPLC.

Endotoxin
< 1 EU/μg of the protein by LAL method.

Formulation
Lyophilized from 0.22 μm filtered solution in PBS (pH 7.4). Normally 8% trehalose is added as protectant before lyophilization.

Reconstitution

Background

NKp46, along with NKp30 and NKp44, are activating receptors that have been collectively termed the natural cytotoxicity receptors (NCR).These receptors lack significant sequence homology to one another. They are expressed almost exclusively by NK cells and play a major role in triggering some of the key lytic activities of NK cells.

Basic Information

Description
Recombinant Human NKp46/NCR1/CD335 Protein is produced by HEK293 cells expression system. The target protein is expressed with sequence (Gln22-Asn255) of Human NKp46/NCR1/CD335 (Accession #O76036-1) fused with a C-hFc tag at the C-terminus.

Bio-Activity

Shipping
Lyophilized proteins are shipped at ambient temperature.
Liquid proteins are shipped at frozen temperature with dry ice.
Upon receipt, store it immediately at the temperature recommended below.

Operational Notes
For your safety and health, please wear a lab coat and disposable gloves for handling.

Storage
Store at -20℃
Avoid repeated freeze/thaw cycles.

Centrifuge the vial before opening. Reconstitute to a concentration of 0.1-0.5 mg/mL in sterile distilled water. Avoid vortex or vigorously pipetting the protein. For long term storage, it is recommended to add a carrier protein or stablizer (e.g. 0.1% BSA, 5% HSA, 10% FBS or 5% Trehalose), and aliquot the reconstituted protein solution to minimize free-thaw cycles.

Contact

www.abclonal.com

* For your safety and health, please wear a lab coat and disposable gloves when handling.

Validation Data

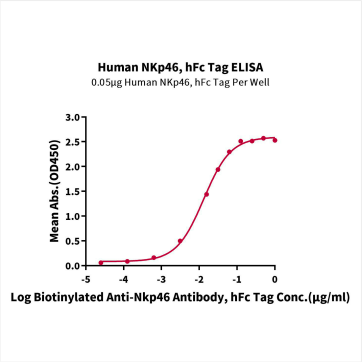

Immobilized Human NKp46, hFc Tag at 0.5 μg/mL (100 μL/well) on the plate. Dose response curve for Biotinylated Anti-Nkp46 Antibody, hFc Tag with the EC_{50} of 13.1ng/mL determined by ELISA.

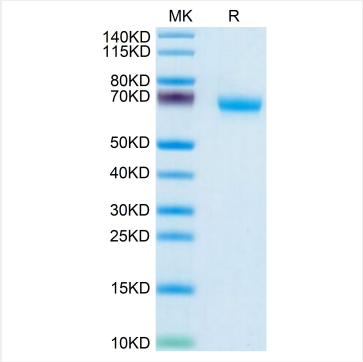

Recombinant Human NKp46/NCR1/CD335 Protein was determined by Tris-Bis PAGE under reducing conditions.

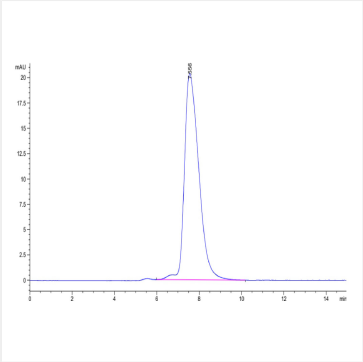

The purity of Human NKp46 is greater than 95% as determined by SEC-HPLC.