

RP00339

Leader in Biomolecular Solutions for Life Science



Recombinant Human LILRB2/ILT-4/CD85d Protein

Catalog No.: RP00339 **Recombinant**

Sequence Information

Species	Gene ID	Swiss Prot
HEK293 cells	10288	Q8N423-1

Tags

C-hFc

Synonyms

CD85d; ILT4; ILT-4; ILT4CD85d; LILRB2; LIR2; MIR10

Product Information

Source

HEK293 cells

Purification

≥ 95 % as determined by SDS-PAGE; ≥ 95 % as determined by HPLC.

Endotoxin

< 1 EU/μg of the protein by LAL method.

Formulation

Lyophilized from 0.22 μm filtered solution in PBS (pH 7.4). Normally 8% trehalose is added as protectant before lyophilization.

Reconstitution

Centrifuge the vial before opening. Reconstitute to a concentration of 0.1-0.5 mg/mL in sterile distilled water. Avoid vortex or vigorously pipetting the protein. For long term storage, it is recommended to add a carrier protein or stabilizer (e.g. 0.1% BSA, 5% HSA, 10% FBS or 5% Trehalose), and aliquot the reconstituted protein solution to minimize free-thaw cycles.

Contact



www.abclonal.com

Background

The immunoglobulin-like transcript (ILT) comprise a family of activating and inhibitory type immunoreceptors whose genes are located in the same locus that encodes killer cell Ig-like receptors (KIR). ILT4, also known as LIR-2 and LILRB2, is a type I transmembrane protein expressed primarily on monocytes and dendritic cells (DC). LILRB2 is a receptor for class I MHC antigens. Recognizes a broad spectrum of HLA-A, HLA-B, HLA-C, HLA-G and HLA-F alleles.

Basic Information

Description

Recombinant Human LILRB2/ILT-4/CD85d Protein is produced by HEK293 cells expression system. The target protein is expressed with sequence (Gln22-His458) of Human LILRB2/CD85d/ILT4 (Accession #Q8N423-1) fused with a C-hFc tag at the C-terminus.

Bio-Activity

Shipping

The product is shipped at ambient temperature. Upon receipt, store it immediately at the temperature recommended below.

Operational Notes

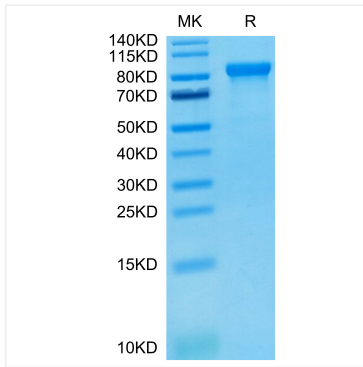
For your safety and health, please wear a lab coat and disposable gloves for handling.

Storage

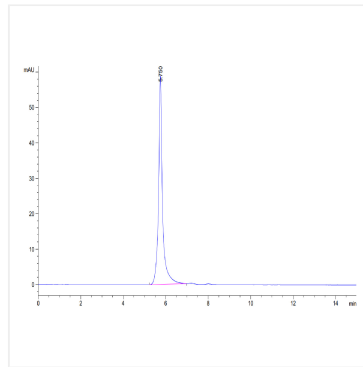
Store at -20°C. Store the lyophilized protein at -20°C to -80 °C up to 1 year from the date of receipt. After reconstitution, the protein solution is stable at -20°C for 3 months, at 2-8°C for up to 1 week. Avoid repeated freeze/thaw cycles.

* For your safety and health, please wear a lab coat and disposable gloves when handling.

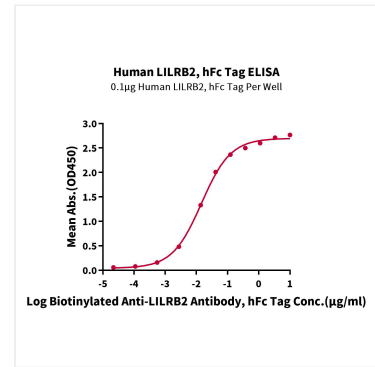
Validation Data



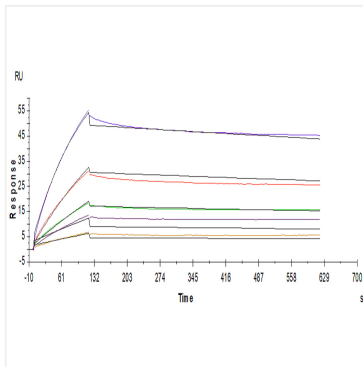
Recombinant Human LILRB2/ILT-4/CD85d Protein was determined by Tris-Bis PAGE under reducing conditions.



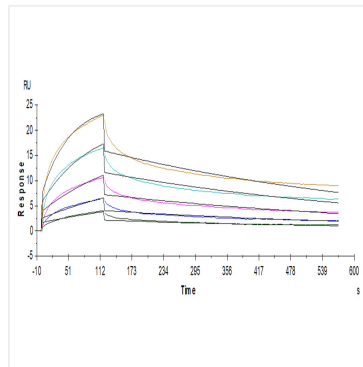
The purity of Human LILRB2 is greater than 95% as determined by SEC-HPLC.



Immobilized Human LILRB2, hFc Tag at 1 µg/mL (100 µL/well) on the plate. Dose response curve for Biotinylated Anti-LILRB2 Antibody, hFc Tag with the EC₅₀ of 14.6ng/mL determined by ELISA (QC Test).



Human LILRB2, hFc Tag captured on Protein A chip, can bind Human ANGPTL2, His Tag with an affinity constant of 0.14µM as determined in a SPR assay (Biacore T200).



Human LILRB2, hFc tag captured on Protein A Chip can bind Human HLA-G Tetramer, His Tag with an affinity constant of 9.20nM as determined in SPR assay (Biacore T200).