

RP00301

Leader in Biomolecular Solutions for Life Science



# Recombinant Human B7-DC/PD-L2/CD273 Protein

Catalog No.: RP00301

Recombinant

## Sequence Information

Species	Gene ID	Swiss Prot
HEK293 cells	80380	Q9BQ51

### Tags

C-His&Avi

### Synonyms

PDL2; PD-L2; Butyrophilin B7-DC;  
CD273; PDCD1 ligand 2; PDCD1L2;  
PDCD1LG2; B7DC; bA574F11.2; Btdc

## Product Information

### Source

HEK293 cells

### Purification

> 95% by SDS-  
PAGE ; > 95% by  
HPLC

### Endotoxin

< 1 EU/μg of the protein by LAL  
method

### Formulation

Lyophilized from 0.22 μm filtered  
solution in PBS (pH 7.4). Normally 8%  
trehalose is added as protectant  
before lyophilization.

### Reconstitution

Centrifuge the vial before opening.  
Reconstitute to a concentration of  
0.1-0.5 mg/mL in sterile distilled water.  
Avoid vortex or vigorously pipetting  
the protein. For long term storage, it is  
recommended to add a carrier protein  
or stabilizer (e.g. 0.1% BSA, 5% HSA,  
10% FBS or 5% Trehalose), and aliquot  
the reconstituted protein solution to  
minimize free-thaw cycles.

## Background

PD-1 ligand 2 (PD-L2) as a second ligand for PD-1 and compare the function and expression of PD-L1 and PD-L2. Engagement of PD-1 by PD-L2 dramatically inhibits T cell receptor (TCR)-mediated proliferation and cytokine production by CD4 T cells. At low antigen concentrations, PD-L2-PD-1 interactions inhibit strong B7-CD28 signals.

## Basic Information

### Description

Recombinant Human B7-DC/PD-L2/CD273 Protein is produced by HEK293 cells expression system. The target protein is expressed with sequence (Leu20-Thr220) of Human B7-DC/PD-L2/CD273 (Accession #Q9BQ51) fused with a C-His&Avi tag at the C-terminus.

### Bio-Activity

### Storage


Store at -20°C. Store the lyophilized protein at -20°C to -80 °C up to 1 year from the date of receipt. <br/>After reconstitution, the protein solution is stable at -20°C for 3 months, at 2-8°C for up to 1 week.  
Avoid repeated freeze/thaw cycles.

## Contact

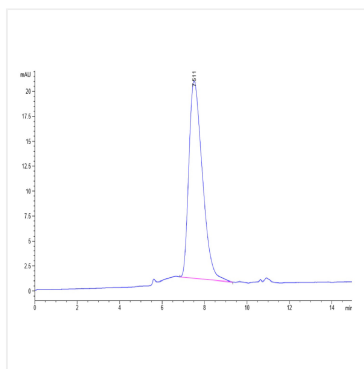


[www.abclonal.com](http://www.abclonal.com)

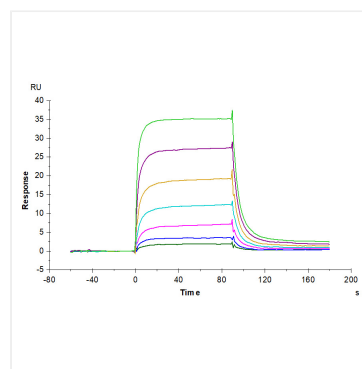
## Validation Data



Human PD-L2 on Tris-Bis PAGE under reduced condition. The purity is greater than 95%.



The purity of Human PD-L2 is greater than 95% as determined by SEC-HPLC.



Human PD-1, hFc Tag captured on CM5 Chip via Protein A can bind Human PD-L2, His Tag with an affinity constant of 0.296  $\mu$ M as determined in SPR assay (Biacore T200).