

RP00076

Leader in Biomolecular Solutions for Life Science



Recombinant Human IL-2RA/CD25 Protein

Catalog No.: RP00076

Recombinant

Sequence Information

Species	Gene ID	Swiss Prot
HEK293 cells	3559	P01589

Tags

C-His

Synonyms

IL2RA; CD25; IDDM10; IL2R; IMD41; TCGFR; p55; interleukin-2 receptor subunit alpha; CD25; IDDM10; IL2R; IMD41; TCGFR; p55

Product Information

Source

HEK293 cells

Purification

≥ 95 % as determined by SDS-PAGE; ≥ 95 % as determined by HPLC.

Endotoxin

< 0.1 EU/μg of the protein by LAL method.

Formulation

Lyophilized from a 0.22 μm filtered solution of PBS, pH 7.4. Contact us for customized product form or formulation.

Reconstitution

Centrifuge the vial before opening. Reconstitute to a concentration of 0.1-0.5 mg/mL in sterile distilled water. Avoid vortex or vigorously pipetting the protein. For long term storage, it is recommended to add a carrier protein or stabilizer (e.g. 0.1% BSA, 5% HSA, 10% FBS or 5% Trehalose), and aliquot the reconstituted protein solution to minimize free-thaw cycles.

Background

The interleukin 2 (IL2) receptor alpha (IL2RA) and beta (IL2RB) chains, together with the common gamma chain (IL2RG), constitute the high-affinity IL2 receptor. Homodimeric alpha chains (IL2RA) result in low-affinity receptor, while homodimeric beta (IL2RB) chains produce a medium-affinity receptor. Normally an integral-membrane protein, soluble IL2RA has been isolated and determined to result from extracellular proteolysis. Alternately-spliced IL2RA mRNAs have been isolated, but the significance of each is presently unknown.

Basic Information

Description

Recombinant Human IL-2RA/CD25 Protein is produced by HEK293 expression system. The target protein is expressed with sequence (Glu22-Cys213) of human CD25/IL-2R alpha (Accession #NP_000408.1) fused with a 6×His tag at the C-terminus.

Bio-Activity

Measured by its binding ability in a functional ELISA. Immobilized Recombinant human IL2R at 2 μg/mL (100 μL/well) can bind Recombinant human IL2 with a linear range of 5-30 ng/mL.

Shipping

The product is shipped at ambient temperature. Upon receipt, store it immediately at the temperature recommended below.

Operational Notes

For your safety and health, please wear a lab coat and disposable gloves for handling.

Storage

Store at -20°C. Store the lyophilized protein at -20°C to -80 °C up to 1 year from the date of receipt. After reconstitution, the protein solution is stable at -20°C for 3 months, at 2-8°C for up to 1 week. Avoid repeated freeze/thaw cycles.


Contact



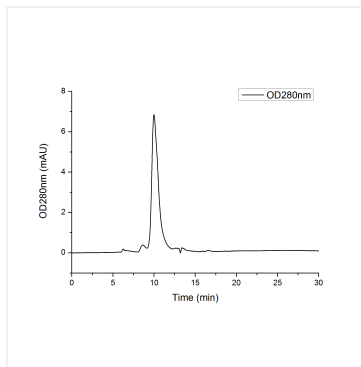
www.abclonal.com

* For your safety and health, please wear a lab coat and disposable gloves when handling.

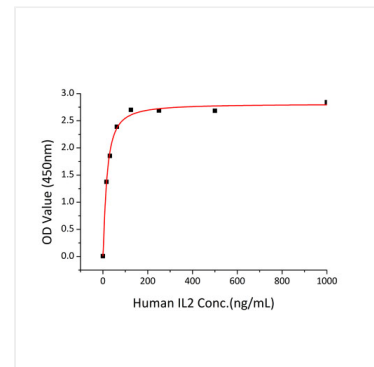
Validation Data



Recombinant Human IL-2RA/CD25 Protein was determined by SDS-PAGE under reducing conditions with Coomassie Blue.



The purity of Human CD25/IL-2R alpha Protein (Cat.RP00076) was greater than 95% as determined by SEC-HPLC.



Immobilized Recombinant human IL2R at 2 µg/mL (100 µL/well) can bind Recombinant human IL2 with a linear range of 5-30 ng/mL.