

A28011

Leader in Biomolecular Solutions for Life Science



PE Rabbit anti-Human CD62P/P-selectin mAb

Catalog No.: A28011

Basic Information

Observed MW

Calculated MW

91kDa

Category

Monoclonal Antibody

Applications

FC

Cross-Reactivity

Human

Conjugate

PE. Ex:565nm. Em:574nm.

Background

This gene encodes a 140 kDa protein that is stored in the alpha-granules of platelets and Weibel-Palade bodies of endothelial cells. This protein redistributes to the plasma membrane during platelet activation and degranulation and mediates the interaction of activated endothelial cells or platelets with leukocytes. The membrane protein is a calcium-dependent receptor that binds to sialylated forms of Lewis blood group carbohydrate antigens on neutrophils and monocytes. Alternative splice variants may occur but are not well documented.

Recommended Dilutions

FC 5 μ l per 10^6 cells in
100 μ l volume

Immunogen Information

Gene ID
6403

Swiss Prot
P16109

Immunogen

Recombinant protein (or fragment). This information is considered to be commercially sensitive.

Synonyms

CD62; GRMP; PSEL; CD62P; GMP140; LECAM3; PADGEM

Contact

 www.abclonal.com

Product Information

Source
Rabbit

Isotype
IgG

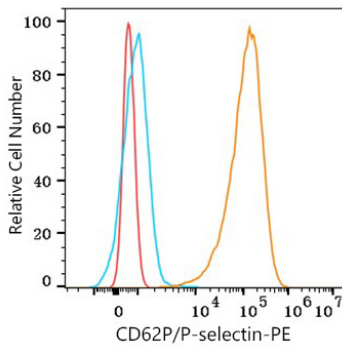
Purification
Affinity purification

Storage

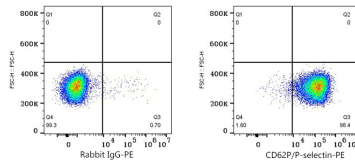
Store at 2-8°C. Avoid freeze.

Buffer: PBS with 0.09% Sodium azide, 0.2% BSA, pH7.3.

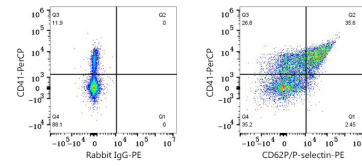
Validation Data



Flow cytometry: 1×10^6 HEL cells were surface-stained with PE Rabbit anti-Human CD62P/P-selectin mAb (A28011, 5 μ l/Test, orange line) or PE Rabbit IgG isotype control (A24172, 5 μ l/Test, blue line). Non-fluorescently stained cells were used as blank control (red line).



Flow cytometry: 1×10^6 HEL cells were surface-stained with PE Rabbit IgG isotype control (A24172, 5 μ l/Test, left) or PE Rabbit anti-Human CD62P/P-selectin mAb (A28011, 5 μ l/Test, right).



Flow cytometry: 1×10^6 Human peripheral blood platelets were surface-stained with PerCP Mouse anti-Human CD41 mAb (A22824, 5 μ l/Test) and PE Rabbit IgG isotype control (A24172, 5 μ l/Test, left) or PE Rabbit anti-Human CD62P/P-selectin mAb (A28011, 5 μ l/Test, right).