A26799

Leader in Biomolecular Solutions for Life Science

www.abclonal.com

PE Rabbit anti-Monkey IgG3 mAb

Catalog No.: A26799 1 Publications

Basic Information

Observed MW

Calculated MW

Category
Monoclonal Antibody

Applications
FC (intra)

Cross-Reactivity
Cynomolgus

Conjugate
PE. Ex:565nm. Em:574nm.

Background

Recommended Dilutions

FC (intra)	5 µl per 10^6 cells in 100 µl volume

Immunogen Information

Gene ID

Swiss Prot

Immunogen
Recombinant protein (or fragment).This information is considered to be commercially sensitive.

Synonyms

Contact

www.abclonal.com

Product Information

Source
Rabbit

Isotype
IgG

Purification
Affinity purification

Storage
Store at -20℃

Validation Data

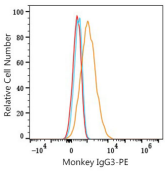

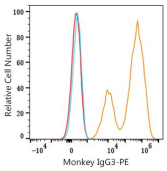

Flow cytometry: 1X10^6 293T cells (negative control,left) and 293T (Transfection,right) cells were intracellularly-stained with PE Rabbit anti-Monkey IgG3 mAb (A26799,5 µl/Test,orange line) or PE Rabbit IgG isotype control (A24172,5 µl/Test,blue line). Non-fluorescently stained cells were used as blank control (red line).

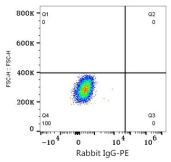

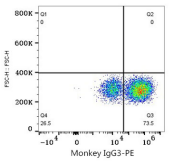

Flow cytometry: 1X10^6 293T (Transfection) cells were intracellularly-stained with PE Rabbit IgG isotype control (A24172,5 µl/Test,left) or PE Rabbit anti-Monkey IgG3 mAb (A26799,5 µl/Test,right).