A26286

Leader in Biomolecular Solutions for Life Science

www.abclonal.com

ABflo® 647 Mouse IgG 2b isotype control

Catalog No.: A26286 1 Publications

Basic Information

Observed MW

Calculated MW

Category
Monoclonal Antibody

Applications
FC

Cross-Reactivity

Conjugate
ABflo® 647. Ex:648nm. Em:664nm.

Background

Recommended Dilutions

FC	5 µl per 10^6 cells in 100 µl volume

Immunogen Information

Gene ID **Swiss Prot**

Immunogen
Recombinant protein (or fragment).This information is considered to be commercially sensitive.

Synonyms

Contact

www.abclonal.com

Product Information

Source
Mouse

Isotype
IgG

Purification
Affinity purification

Storage
Store at -20℃

Validation Data

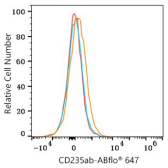

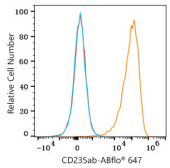

Flow cytometry: 1X10^6 Daudi cells (negative control,left) and K-562 cells (right) were surface-stained with ABflo® 647 Mouse anti-human CD235ab mAb (5 µl/Test,orange line) or ABflo® 647 Mouse IgG 2b isotype control (A26286,5 µl/Test,blue line). Non-fluorescently stained cells were used as blank control (red line).

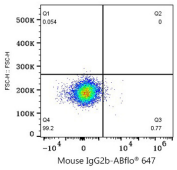

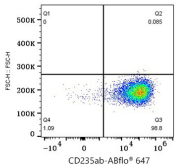

Flow cytometry: 1X10^6 K-562 cells were surface-stained with ABflo® 647 Mouse IgG 2b isotype control (A26286,5 µl/Test,left) or ABflo® 647 Mouse anti-human CD235ab mAb (5 µl/Test,right).