

A24894

Leader in Biomolecular Solutions for Life Science



ABflo® 488 Rabbit anti-Mouse/Rat CD54/ICAM-1 mAb

Catalog No.: A24894

Basic Information

Observed MW

Calculated MW

59kDa

Category

Monoclonal Antibody

Applications

FC

Cross-Reactivity

Mouse,Rat

CloneNo number

ARC63603-ABflo488

Conjugate

ABflo® 488. Ex:491nm. Em:516nm.

Recommended Dilutions

FC 5 µl per 10⁶ cells in
100 µl volume

Contact



www.abclonal.com

Background

This gene encodes an integral membrane protein that binds leukocyte adhesion protein LFA-1. It participates in the innate immune response.

Immunogen Information

Gene ID

15894

Swiss Prot

P13597

Immunogen

Recombinant protein (or fragment). This information is considered to be commercially sensitive.

Synonyms

CD54; Ly-47; Icam-1; MALA-2

Product Information

Source

Rabbit

Isotype

IgG

Purification

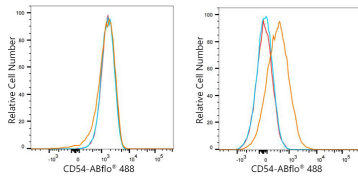
Affinity purification

Storage

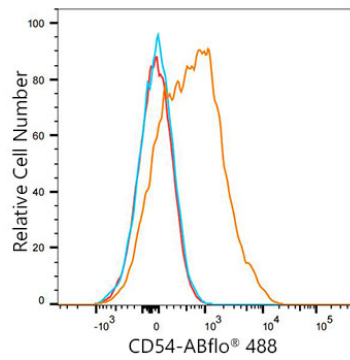
Store at 2-8°C. Avoid freeze.

Buffer: PBS containing 0.2% BSA, preserved with proclin300 or sodium azide (as specified on the Certificate of Analysis), pH 7.3.

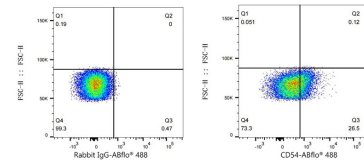
Validation Data



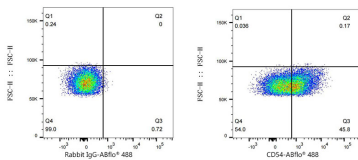
Flow cytometry: 1×10^6 C2C12 cells (negative control, left) and C57BL/6 Mouse thymocytes (right) were surface-stained with ABflo® 488 Rabbit anti-Mouse/Rat CD54 mAb (A24894,5 μ l/Test, orange line) or ABflo® 488 Rabbit IgG isotype control (A22069,5 μ l/Test, blue line). Non-fluorescently stained cells were used as blank control (red line).



Flow cytometry: 1×10^6 Rat Splenocytes were surface-stained with ABflo® 488 Rabbit anti-Mouse/Rat CD54 mAb (A24894,5 μ l/Test, orange line) or ABflo® 488 Rabbit IgG isotype control (A22069,5 μ l/Test, blue line). Non-fluorescently stained rat spleen cells were used as blank control (red line).



Flow cytometry: 1×10^6 C57BL/6 Mouse thymocytes were surface-stained with ABflo® 488 Rabbit IgG isotype control (A22069,5 μ l/Test, left) or ABflo® 488 Rabbit anti-Mouse/Rat CD54 mAb (A24894,5 μ l/Test, right).



Flow cytometry: 1×10^6 Rat Splenocytes were surface-stained with ABflo® 488 Rabbit IgG isotype control (A22069,5 μ l/Test, left) or ABflo® 488 Rabbit anti-Mouse/Rat CD54 mAb (A24894,5 μ l/Test, right).