A18643

Leader in Biomolecular Solutions for Life Science

www.abclonal.com

CD31/PECAM1 Rabbit mAb

Catalog No.: A18643 Recombinant 3 Publications

Basic Information

Observed MW
140kDa

Calculated MW
83kDa

Category
Monoclonal Antibody

Applications
WB,IP,ELISA,IF-P

Cross-Reactivity
Human

Clone number
ARC5013-03

Background

The protein encoded by this gene is found on the surface of platelets, monocytes, neutrophils, and some types of T-cells, and makes up a large portion of endothelial cell intercellular junctions. The encoded protein is a member of the immunoglobulin superfamily and is likely involved in leukocyte migration, angiogenesis, and integrin activation.

Recommended Dilutions

WB	1:1000 - 1:6000
IP	0.5μg-4μg antibody for 200μg-400μg extracts of whole cells
IF-P	1:50 - 1:200
ELISA	Recommended starting concentration is 1 μg/mL. Please optimize the concentration based on your specific assay requirements.

Contact

www.abclonal.com

Immunogen Information

Gene ID
5175

Swiss Prot
P16284

Immunogen
Recombinant protein (or fragment).This information is considered to be commercially sensitive.

Synonyms
CD31; PECA1; GPIIA'; PECAM-1; endoCAM; CD31/EndoCAM; CD31/PECAM1

Product Information

Source
Rabbit

Isotype
IgG

Purification
Affinity purification

Storage
Store at -20℃

Validation Data



Western blot analysis of various lysates using CD31/PECAM1 Rabbit mAb (A18643) at 1:1000 dilution.
Secondary antibody: HRP-conjugated Goat anti-Rabbit IgG (H+L) (AS014) at 1:10000 dilution.
Lysates/proteins: 25µg per lane.
Blocking buffer: 3% nonfat dry milk in TBST.
Detection: ECL Basic Kit (RM00020).
Exposure time: 5s.

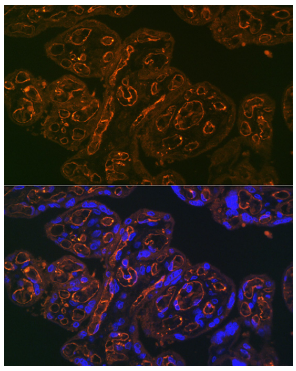

Immunofluorescence analysis of paraffin-embedded human placenta using CD31/PECAM1 Rabbit mAb (A18643) at dilution of 1:100 (40x lens). Secondary antibody: Cy3-conjugated Goat anti-Rabbit IgG (H+L) (AS007) at 1:500 dilution. Blue: DAPI for nuclear staining.

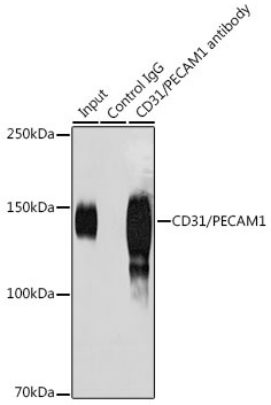

Immunoprecipitation analysis of 200 µg extracts of THP-1 using 3 µg CD31/PECAM1 antibody (A18643). Western blot was performed from the immunoprecipitate using CD31/PECAM1 antibody (A18643) at a dilution of 1:3000.