

A10373

Leader in Biomolecular Solutions for Life Science



KLHL42 Rabbit pAb

Catalog No.: A10373

Basic Information

Observed MW

Calculated MW

57kDa

Category

Polyclonal Antibody

Applications

IHC-P,ELISA

Cross-Reactivity

Human,Mouse

Background

Contributes to ubiquitin-protein transferase activity. Involved in proteasome-mediated ubiquitin-dependent protein catabolic process; protein polyubiquitination; and regulation of microtubule-based process. Part of Cul3-RING ubiquitin ligase complex.

Recommended Dilutions

IHC-P 1:50 - 1:200

ELISA Recommended starting concentration is 1 µg/mL. Please optimize the concentration based on your specific assay requirements.

Immunogen Information

Gene ID

57542

Swiss Prot

Q9P2K6

Immunogen

Recombinant protein (or fragment). This information is considered to be commercially sensitive.

Synonyms

Ctb9; KLHDC5; KLHL42

Contact

 www.abclonal.com

Product Information

Source

Rabbit

Isotype

IgG

Purification

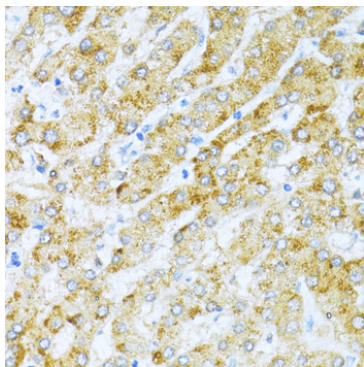
Affinity purification

Storage

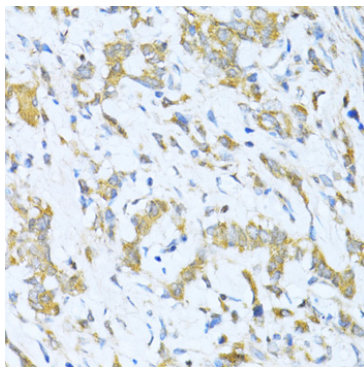
Store at -20°C. Avoid freeze / thaw cycles.

Buffer: PBS containing 50% glycerol, preserved with proclin300 or sodium azide (as specified on the Certificate of Analysis), pH 7.3.

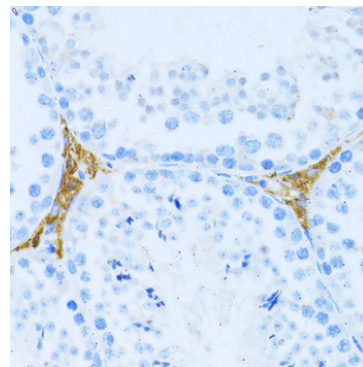
Validation Data



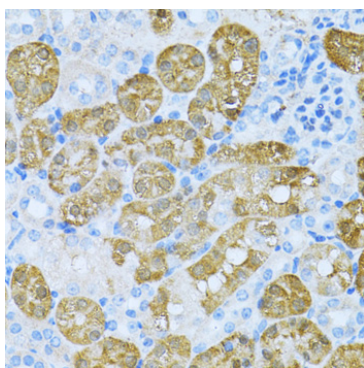
Immunohistochemistry analysis of paraffin-embedded Human liver using KLHL42 Rabbit pAb (A10373) at dilution of 1:100 (40x lens). Microwave antigen retrieval performed with 0.01M PBS Buffer (pH 7.2) prior to IHC staining.



Immunohistochemistry analysis of paraffin-embedded Human gastric cancer using KLHL42 Rabbit pAb (A10373) at dilution of 1:100 (40x lens). Microwave antigen retrieval performed with 0.01M PBS Buffer (pH 7.2) prior to IHC staining.



Immunohistochemistry analysis of paraffin-embedded Mouse testis Leydig cells using KLHL42 Rabbit pAb (A10373) at dilution of 1:100 (40x lens). Microwave antigen retrieval performed with 0.01M PBS Buffer (pH 7.2) prior to IHC staining.



Immunohistochemistry analysis of paraffin-embedded Mouse kidney using KLHL42 Rabbit pAb (A10373) at dilution of 1:100 (40x lens). Microwave antigen retrieval performed with 0.01M PBS Buffer (pH 7.2) prior to IHC staining.