

A0592

Leader in Biomolecular Solutions for Life Science



EEA1 Rabbit pAb

Catalog No.: A0592

1 Publications

Basic Information

Observed MW

175kDa

Calculated MW

162kDa

Category

Polyclonal Antibody

Applications

WB,IHC-P,ELISA

Cross-Reactivity

Human,Mouse,Rat

Background

Enables 1-phosphatidylinositol binding activity; GTP-dependent protein binding activity; and protein homodimerization activity. Involved in endocytosis; vesicle fusion; and viral RNA genome replication. Located in cytosol and early endosome. Is extrinsic component of plasma membrane.

Recommended Dilutions

WB 1:500 - 1:2000

IHC-P 1:50 - 1:200

Immunogen Information

Gene ID

8411

Swiss Prot

Q15075

Immunogen

Recombinant fusion protein containing a sequence corresponding to amino acids 1182-1411 of human EEA1 (NP_003557.2).

Synonyms

MST105; ZFYVE2; MSTP105; EEA1

Contact



www.abclonal.com

Product Information

Source

Rabbit

Isotype

IgG

Purification

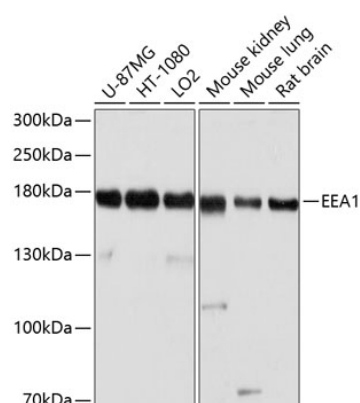
Affinity purification

Storage

Store at -20°C. Avoid freeze / thaw cycles.

Buffer: PBS with 0.02% sodium azide, 50% glycerol, pH7.3.

Validation Data



Western blot analysis of various lysates using EEA1 Rabbit pAb (A0592) at 1:1000 dilution.

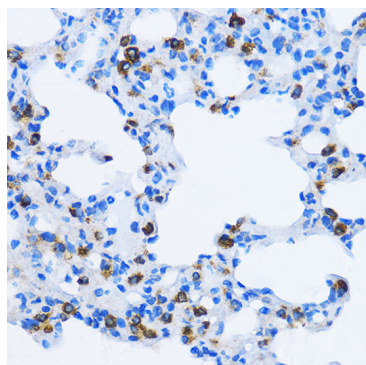
Secondary antibody: HRP Goat Anti-Rabbit IgG (H+L) (AS014) at 1:10000 dilution.

Lysates/proteins: 25µg per lane.

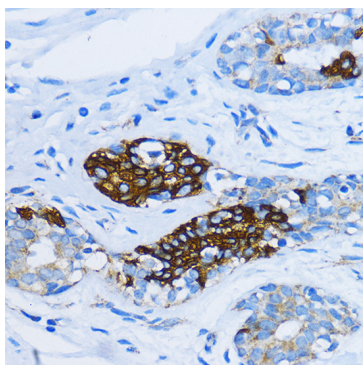
Blocking buffer: 3% nonfat dry milk in TBST.

Detection: ECL Basic Kit (RM00020).

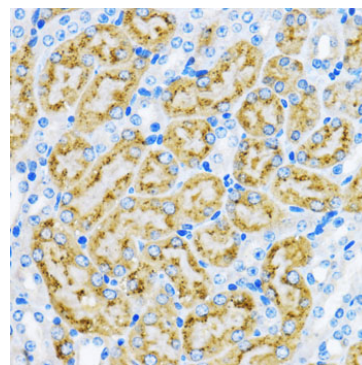
Exposure time: 5s.



Immunohistochemistry analysis of paraffin-embedded Rat lung using EEA1 Rabbit pAb (A0592) at dilution of 1:100 (40x lens). Perform microwave antigen retrieval with 10 mM PBS buffer pH 7.2 before commencing with IHC staining protocol.



Immunohistochemistry analysis of paraffin-embedded Human mammary cancer using EEA1 Rabbit pAb (A0592) at dilution of 1:100 (40x lens). Perform microwave antigen retrieval with 10 mM PBS buffer pH 7.2 before commencing with IHC staining protocol.



Immunohistochemistry analysis of paraffin-embedded Mouse kidney using EEA1 Rabbit pAb (A0592) at dilution of 1:100 (40x lens). Perform microwave antigen retrieval with 10 mM PBS buffer pH 7.2 before commencing with IHC staining protocol.